

October 18, 2004
Updated April 13, 2007
800-424-2432





Uniframe® Rectangular Tables with Seating	General Information	2	
	Rectangular Table with Benches	4	
	Rectangular Table with Split Benches	6	
	Rectangular Table with Stool Seats	8	
Uniframe® Round Tables with Seating	General Information	12	
	Round Table with Split Benches	14	
	Round Table with Stool Seats	16	
Uniframe® Tables without Seating	General Information	20	
	Rectangular Table	22	
	Round Table	24	
	Oval Table	26	
	Square Table	28	
	Hexagonal Table	30	
	Octagonal Table	32	
	Round Stand-up Height Table	34	
Uniframe® Wheelchair Accessible Tables with Seating	General Information	36	
	Rectangular Table with Benches	38	
	Rectangular Table with Stool Seats	40	
Uniframe® Wheelchair Accessible Tables without Seating	General Information	44	
	Rectangular Tables	46	
	Round Tables	48	
	Oval Tables	50	
	Square Tables	52	
	Hexagonal Tables	54	
Octagonal Tables	56		
Uniframe® Convertible Bench	General Information	58	
	Uniframe® Convertible Bench	60	
Uniframe® Tables from KI	General Features and Benefits	62	
Index	Index	64	

Uniframe® Rectangular Tables with Seating

General Information





Rectangular Tables with Benches (UF12BE)



Rectangular Tables with Split Benches (UF12SB)

Features

Solid core top	•	•
High-pressure laminate surface	•	•
Bullnose edge (Flat vinyl T-edge)	•	•
Perfect Edge	•	•
27" height	•	•
29" height	•	•



Bullnose Edge

Perfect Edge (Lifetime Top Warranty)

Seating Capacity:

Model	Max. Child Capacity	Rec. Child Capacity	Max. Adult Capacity	Rec. Adult Capacity
UF12BE	20	16	16	12
UF10BE	16	12	12	8
UF08BE	12	12	8	8
UF12SB	16	16	16	8
UF128	16	16	16	16
UF126	12	12	12	12
UF106	12	12	12	12
UF084	8	8	8	8

SPECIFICATIONS

Lift Mechanism

Tables fold and open in one fluid motion, assisted by a combination of pneumatic cylinders and a torsional energy storage system. This combination ensures safety and ease of use through a controlled, effortless operation. Table stays in a teepee position for easy handling. Torsion-bar-only assists or spring assists are not to be used.

Tops and Benches

Table tops and benches are of solid core warp-resistant construction. Center core is 5/8" thick 45# high-density particleboard. A .040 high-pressure laminate face is used for the top surface with a balanced high pressure laminate backer for the bottom surface. Table tops and benches are attached to the table frame with deep thread screws; expansion rivets are not to be used. Corners have a 1-1/2" radius.

Benches

Bench supports are robotically welded steel construction of 14-gauge tubular frame steel with 6" square, heavy-duty 8-gauge steel plates welded to uprights. Benches are secured to steel plates with deep thread screws. Each split bench requires two plates. Full benches for 8' tables require two plates; full benches for 10' and 12' tables require three plates. No field assembly required.

Stools

Stool supports are robotically welded steel construction consisting of a 14-gauge tubular frame with 6" square, heavy-duty 8-gauge steel plates welded to uprights. Poly stools are attached to the steel plate with deep thread screws. Thermoset hard plastic stools are attached with carriage bolts. No field assembly required.

Stools are one of the following:

A. Poly: High-impact polypropylene stools of heavy-duty construction with ribs to reinforce points of stress. Edges are rolled for comfort

and strength. Front is textured and color permeates stool. White marks may occur on the stool top at attachment points but do not alter the structural integrity of the table or stool. Stool is 13" diameter.

B. Thermoset Hard Plastic: Highly durable thermoset hard plastic stool seats of molded melamine and wood flour mixture are available. Seats are scratch resistant with color permeating through seat. Stool is 13" diameter.

Edges

Table top and bench edges are finished in one of the following:

A. Bullnose edge: (Flat vinyl T-edge) Edges are banded with an abrasion-resistant black vinyl bullnose molding. The barbed "T" design is inserted into a routed groove in the solid particleboard top and held in place with nails driven from the underside, spaced approximately 8-10" apart.

B. Perfect Edge: Made of 1/4" thick by 3/4" high cast black polyurethane. The Perfect Edge is mechanically and chemically bonded to the table core and chemically bonded to the laminate surface edge, providing a superior, permanently sealed barrier to moisture, dirt and bacteria penetration.

Frames

Table frames are fabricated using a welded unitized construction, integrating all structural steel members into a self-supporting unit. The table top support apron is 11-gauge channel steel, pierced to securely anchor the tops. End leg and center leg assemblies are robotically wire-welded. Horizontal and vertical tubing is 1-1/4" o.d. 14-gauge steel. Hinge plates are 7-gauge steel. Stretcher bars are 3/4" x 1-1/2" 14-gauge oval steel tubing. All legs operate from the unitized frame, not the table top.

Frame Finish

Frame finish is one of the following:



Uniframe® Rectangular Tables with Seating

General Information



Rectangular Table with Stool Seats (UF128)

Features

Solid core top	•
High-pressure laminate surface	•
Bullnose edge (Flat vinyl T-edge)	•
Perfect Edge	•
27" height	•
29" height	•

A. Powder-Coated Finish: Epoxy powder coating is electrostatically applied. The dry coating is fused and cured in a baking oven to form a smooth, continuous film. Finish is chemical-resistant, hard, tough and chip/mar-resistant. Standard finish is black.

B. Chrome Finish: Bright and semi-bright duplex nickel chrome is applied to the frame in a twenty-two step process, creating a superior surface finish that is extremely resistant to staining, scuffing, scratching and corrosion.

Locks

Gravity lock constructed of 3/8" solid steel rods engages automatically into slots in apron hinge, eliminating the possibility of folding unexpectedly. KI's exclusive storage lock is spring loaded for automatic engagement and semi-concealed to prevent accidental release. Release of gravity and storage locks is possible from either side of the table.

Glides

For increased surface area and durability, non-

marring 1.25" x 12" glides made of ABS plastic material are standard. Set of eight per table.

Casters

Large 4" diameter heavy-duty hard rubber swivel casters provide easy and safe maneuverability. When the table is in use, casters lift off the floor to prevent table from rolling. To avoid tripping hazards, casters do not extend beyond the outer edge of the table top when in the open position. Tamper-resistant caster covers are used to prevent the trapping of dirt, dust or food. Casters are self-lubricating.

General

Tables ship fully assembled. Tables are listed to applicable UL standards and requirements by Underwriters Laboratories, Inc.

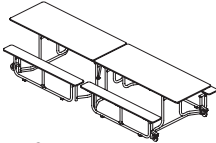
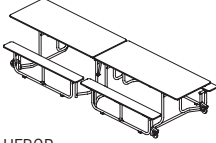
INFORMATION

Warranty

See Terms for general information.

Uniframe® Rectangular Tables with Seating

Rectangular Table with Benches

MODEL	Features	D x W	MODEL NUMBER				Approx. Packaged Weight
			Basic Model	Height	Surface Finish	Bench Surface	
 <p>UFRCB</p> <p>Rectangular Table with Benches - Bullnose Edge</p> <ul style="list-style-type: none"> Available in 8', 10' and 12' models Unitized all-steel frames provide superior stability and durability KI's exclusive combination pneumatic lift assist and torsional energy storage system results in a controlled, effortless folding. Also holds tables in a teepee position for easy cleaning Storage lock standard for added safety Gravity lock stabilizes tables in the open position and eliminates possibility of tables folding unexpectedly Listed to applicable UL standards and requirements by Underwriters Laboratories, Inc Dimensions include overall depth and width of table and seating 	Black frame	56 1/2 x 96"	UF08BE/BN/BL	<input type="checkbox"/>	<input type="checkbox"/>	<input type="checkbox"/>	285#
	Chrome frame	56 1/2 x 96"	UF08BE/BN/CH	<input type="checkbox"/>	<input type="checkbox"/>	<input type="checkbox"/>	285#
	Black frame	56 1/2 x 120"	UF10BE/BN/BL	<input type="checkbox"/>	<input type="checkbox"/>	<input type="checkbox"/>	333#
	Chrome frame	56 1/2 x 120"	UF10BE/BN/CH	<input type="checkbox"/>	<input type="checkbox"/>	<input type="checkbox"/>	333#
	Black frame	56 1/2 x 139 1/2"	UF12BE/BN/BL	<input type="checkbox"/>	<input type="checkbox"/>	<input type="checkbox"/>	365#
	Chrome frame	56 1/2 x 139 1/2"	UF12BE/BN/CH	<input type="checkbox"/>	<input type="checkbox"/>	<input type="checkbox"/>	365#
 <p>UFRCB</p> <p>Rectangular Table with Benches - Perfect Edge</p> <ul style="list-style-type: none"> Available in 8', 10' and 12' models Unitized all-steel frames provide superior stability and durability KI's exclusive combination pneumatic lift assist and torsional energy storage system results in a controlled, effortless folding. Also holds tables in a teepee position for easy cleaning Storage lock standard for added safety Gravity lock stabilizes tables in the open position and eliminates possibility of tables folding unexpectedly Listed to applicable UL standards and requirements by Underwriters Laboratories, Inc Dimensions include overall depth and width of table and seating 	Black frame	56 1/2 x 96"	UF08BE/PR/BL	<input type="checkbox"/>	<input type="checkbox"/>	<input type="checkbox"/>	285#
	Chrome frame	56 1/2 x 96"	UF08BE/PR/CH	<input type="checkbox"/>	<input type="checkbox"/>	<input type="checkbox"/>	285#
	Black frame	56 1/2 x 120"	UF10BE/PR/BL	<input type="checkbox"/>	<input type="checkbox"/>	<input type="checkbox"/>	333#
	Chrome frame	56 1/2 x 120"	UF10BE/PR/CH	<input type="checkbox"/>	<input type="checkbox"/>	<input type="checkbox"/>	333#
	Black frame	56 1/2 x 139 1/2"	UF12BE/PR/BL	<input type="checkbox"/>	<input type="checkbox"/>	<input type="checkbox"/>	365#
	Chrome frame	56 1/2 x 139 1/2"	UF12BE/PR/CH	<input type="checkbox"/>	<input type="checkbox"/>	<input type="checkbox"/>	365#

A B C D

HOW TO ORDER

Indicate the following information on order form:

- Quantity of each item.
- Model number, including options. See "How To Build a Model Number".
- Any special service required.

Note: • The indicates that a choice is required.
• The absence of the indicates that no choice is required.

HOW TO BUILD A MODEL NUMBER

- A** Select basic model.
Basic model includes base no. of table with codes for length of table, edge treatment and frame finish.
- B** Select height.

27	= 27" high
29	= 29" high
- C** Select surface finish.
Refer to color addendum at ki.com or in KI Price List or KI Fabrics & Finishes binder. Surface finish offerings are based on edge style selections.
- D** Select bench surface finish.
Refer to color addendum at ki.com or in KI Price List or KI Fabrics & Finishes binder.

FINISH INFORMATION

Additional Laminate Offering

Additional laminates are available with two weeks extended leadtime and a \$44 per table list upcharge. To specify additional laminates from the suppliers, use these designators followed by the supplier's color/pattern code:

Formica - LF/supplier's color pattern code
Nevamar - LN/supplier's color pattern code
Pionite - LP/supplier's color pattern code
Wilsonart - LW/supplier's color pattern code

KI's standard finish is the supplier's recommended finish for that color/pattern. When additional laminates are specified, top surface and bench surface are the same.



Uniframe® Rectangular Tables with Seating

Rectangular Table with Benches

Freight
Excluded
Pricing

\$ 1445
1561
1494
1612
1601
1716

\$ 1725
1841
1896
2012
1960
2074

SPECIAL SERVICES

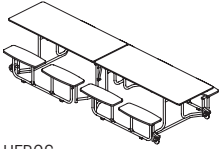
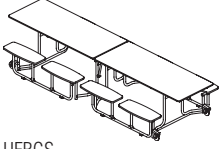
Shipping

Shipped **assembled f.o.b. Green Bay, Wisconsin 54302** factory. Freight class #200.

Specifications and prices are subject to change without prior notice.

Uniframe® Rectangular Tables with Seating

Rectangular Table with Split Benches

MODEL	Features	D x W	MODEL NUMBER				Approx. Packaged Weight
			Basic Model	Height	Surface Finish	Bench Surface	
 <p>Rectangular Table with Split Benches - Bullnose Edge</p> <ul style="list-style-type: none"> Available in 12' models Unitized all-steel frames provide superior stability and durability KI's exclusive combination pneumatic lift assist and torsional energy storage system results in a controlled, effortless folding. Also holds tables in a teepee position for easy cleaning Storage lock standard for added safety Gravity lock stabilizes tables in the open position and eliminates possibility of tables folding unexpectedly Listed to applicable UL standards and requirements by Underwriters Laboratories, Inc Dimensions include overall depth and width of table and seating 	Black frame	59 x 139 $\frac{1}{2}$ "	UF12SB/BN/BL	<input type="checkbox"/>	<input type="checkbox"/>	<input type="checkbox"/>	396#
	Chrome frame	59 x 139 $\frac{1}{2}$ "	UF12SB/BN/CH	<input type="checkbox"/>	<input type="checkbox"/>	<input type="checkbox"/>	396#
 <p>Rectangular Table with Split Benches - Perfect Edge</p> <ul style="list-style-type: none"> Available in 12' models Unitized all-steel frames provide superior stability and durability KI's exclusive combination pneumatic lift assist and torsional energy storage system results in a controlled, effortless folding. Also holds tables in a teepee position for easy cleaning Storage lock standard for added safety Gravity lock stabilizes tables in the open position and eliminates possibility of tables folding unexpectedly Listed to applicable UL standards and requirements by Underwriters Laboratories, Inc Dimensions include overall depth and width of table and seating 	Black frame	59 x 139 $\frac{1}{2}$ "	UF12SB/PR/BL	<input type="checkbox"/>	<input type="checkbox"/>	<input type="checkbox"/>	396#
	Chrome frame	59 x 139 $\frac{1}{2}$ "	UF12SB/PR/CH	<input type="checkbox"/>	<input type="checkbox"/>	<input type="checkbox"/>	396#

A B C D

HOW TO ORDER

Indicate the following information on order form:

- Quantity of each item.
- Model number, including options. See "How To Build a Model Number".
- Any special service required.

Note: • The indicates that a choice is required.
• The absence of the indicates that no choice is required.

HOW TO BUILD A MODEL NUMBER

- A** Select basic model.
Basic model includes base no. of table with codes for length of table, edge treatment and frame finish.
- B** Select height.

27	= 27" high
29	= 29" high
- C** Select surface finish.
Refer to color addendum at ki.com or in KI Price List or KI Fabrics & Finishes binder. Surface finish offerings are based on edge style selections.
- D** Select bench surface finish.
Refer to color addendum at ki.com or in KI Price List or KI Fabrics & Finishes binder.

FINISH INFORMATION

Additional Laminate Offering

Additional laminates are available with two weeks extended leadtime and a \$44 per table list upcharge. To specify additional laminates from the suppliers, use these designators followed by the supplier's color/pattern code:

Formica - LF/supplier's color pattern code
 Nevamar - LN/supplier's color pattern code
 Pionite - LP/supplier's color pattern code
 Wilsonart - LW/supplier's color pattern code

KI's standard finish is the supplier's recommended finish for that color/pattern. When additional laminates are specified, top surface and bench surface are the same.



Uniframe® Rectangular Tables with Seating

Rectangular Table with Split Benches

Freight
Excluded
Pricing

\$ 1757

1884

\$ 2239

2366

SPECIAL SERVICES

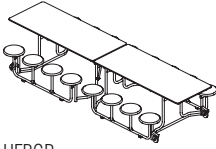
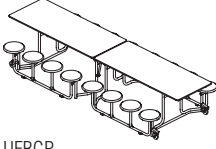
Shipping

Shipped **assembled f.o.b. Green Bay, Wisconsin 54302** factory. Freight class #200.

Specifications and prices are subject to change without prior notice.

Uniframe® Rectangular Tables with Seating

Rectangular Table with Stool Seats

MODEL	Features	D x W	MODEL NUMBER				Approx. Packaged Weight	
			Basic Model	Height	Surface Finish	Stool Color		
 <p>UFRCP</p> <p>Rectangular Table with Stool Seats - Polypropylene - Bullnose Edge</p> <ul style="list-style-type: none"> Available in 8', 10' and 12' models Unitized all-steel frames provide superior stability and durability KI's exclusive combination pneumatic lift assist and torsional energy storage system results in a controlled, effortless folding. Also holds tables in a teepee position for easy cleaning Storage lock standard for added safety Gravity lock stabilizes tables in the open position and eliminates possibility of tables folding unexpectedly Listed to applicable UL standards and requirements by Underwriters Laboratories, Inc Dimensions include overall depth and width of table and seating 	Black frame	60 $\frac{1}{2}$ x 96"	UF084/BN/BL/PY	<input type="checkbox"/>	<input type="checkbox"/>	<input type="checkbox"/>	265#	
	Chrome frame	60 $\frac{1}{2}$ x 96"	UF084/BN/CH/PY	<input type="checkbox"/>	<input type="checkbox"/>	<input type="checkbox"/>	265#	
	Black frame	60 $\frac{1}{2}$ x 120"	UF106/BN/BL/PY	<input type="checkbox"/>	<input type="checkbox"/>	<input type="checkbox"/>	310#	
	Chrome frame	60 $\frac{1}{2}$ x 120"	UF106/BN/CH/PY	<input type="checkbox"/>	<input type="checkbox"/>	<input type="checkbox"/>	310#	
	Black frame	60 $\frac{1}{2}$ x 139 $\frac{1}{2}$ "	UF126/BN/BL/PY	<input type="checkbox"/>	<input type="checkbox"/>	<input type="checkbox"/>	335#	
	Chrome frame	60 $\frac{1}{2}$ x 139 $\frac{1}{2}$ "	UF126/BN/CH/PY	<input type="checkbox"/>	<input type="checkbox"/>	<input type="checkbox"/>	335#	
	Black frame	60 $\frac{1}{2}$ x 139 $\frac{1}{2}$ "	UF128/BN/BL/PY	<input type="checkbox"/>	<input type="checkbox"/>	<input type="checkbox"/>	350#	
	Chrome frame	60 $\frac{1}{2}$ x 139 $\frac{1}{2}$ "	UF128/BN/CH/PY	<input type="checkbox"/>	<input type="checkbox"/>	<input type="checkbox"/>	350#	
	 <p>UFRCP</p> <p>Rectangular Table with Stool Seats - Polypropylene - Perfect Edge</p> <ul style="list-style-type: none"> Available in 8', 10' and 12' models Unitized all-steel frames provide superior stability and durability KI's exclusive combination pneumatic lift assist and torsional energy storage system results in a controlled, effortless folding. Also holds tables in a teepee position for easy cleaning Storage lock standard for added safety Gravity lock stabilizes tables in the open position and eliminates possibility of tables folding unexpectedly Listed to applicable UL standards and requirements by Underwriters Laboratories, Inc Dimensions include overall depth and width of table and seating 	Black frame	60 $\frac{1}{2}$ x 96"	UF084/PR/BL/PY	<input type="checkbox"/>	<input type="checkbox"/>	<input type="checkbox"/>	265#
		Chrome frame	60 $\frac{1}{2}$ x 96"	UF084/PR/CH/PY	<input type="checkbox"/>	<input type="checkbox"/>	<input type="checkbox"/>	265#
Black frame		60 $\frac{1}{2}$ x 120"	UF106/PR/BL/PY	<input type="checkbox"/>	<input type="checkbox"/>	<input type="checkbox"/>	310#	
Chrome frame		60 $\frac{1}{2}$ x 120"	UF106/PR/CH/PY	<input type="checkbox"/>	<input type="checkbox"/>	<input type="checkbox"/>	310#	
Black frame		60 $\frac{1}{2}$ x 139 $\frac{1}{2}$ "	UF126/PR/BL/PY	<input type="checkbox"/>	<input type="checkbox"/>	<input type="checkbox"/>	335#	
Chrome frame		60 $\frac{1}{2}$ x 139 $\frac{1}{2}$ "	UF126/PR/CH/PY	<input type="checkbox"/>	<input type="checkbox"/>	<input type="checkbox"/>	335#	
Black frame		60 $\frac{1}{2}$ x 139 $\frac{1}{2}$ "	UF128/PR/BL/PY	<input type="checkbox"/>	<input type="checkbox"/>	<input type="checkbox"/>	350#	
Chrome frame		60 $\frac{1}{2}$ x 139 $\frac{1}{2}$ "	UF128/PR/CH/PY	<input type="checkbox"/>	<input type="checkbox"/>	<input type="checkbox"/>	350#	

A

B

C

D

HOW TO ORDER

Indicate the following information on order form:

- Quantity of each item.
- Model number, including options. See "How To Build a Model Number".
- Any special service required.

Note: • The indicates that a choice is required.

- The absence of the indicates that no choice is required.

HOW TO BUILD A MODEL NUMBER

- A** Select basic model.
Basic model includes base no. of table with codes for length of table, edge treatment, frame finish and stool material.
- B** Select height.

27	= 27" high
29	= 29" high
- C** Select surface finish.
Refer to color addendum at ki.com or in KI Price List or KI Fabrics & Finishes binder. Surface finish offerings are based on edge style selections.
- D** Select stool color - Polypropylene (PY).
Refer to color addendum at ki.com or in KI Price List or KI Fabrics & Finishes binder.

INFORMATION

Polypropylene Stool

High-impact polypropylene stools of heavy-duty construction, with ribs, reinforce points of stress. Edges are rolled for comfort and strength. Front is textured and color permeates stool. White marks may occur on the stool top at attachment points but do not alter the structural integrity of the table or stool. Stool is 13" diameter and fastens with screws.

FINISH INFORMATION

Additional Laminate Offering

Additional laminates are available with two weeks extended leadtime and a \$44 per table list upcharge. To specify additional laminates from the suppliers, use these designators followed by the supplier's color/pattern code:

Formica - LF/supplier's color pattern code
 Nevamar - LN/supplier's color pattern code
 Pionite - LP/supplier's color pattern code
 Wilsonart - LW/supplier's color pattern code

KI's standard finish is the supplier's recommended finish for that color/pattern.



Uniframe® Rectangular Tables with Seating

Rectangular Table with Stool Seats

Freight
Excluded
Pricing

- \$ 1659
- 1769
- 1750
- 1871
- 1835
- 1968
- 1904
- 2031

- \$ 1834
- 1947
- 1930
- 2056
- 2025
- 2155
- 2097
- 2224

SPECIAL SERVICES

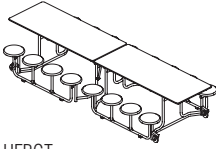
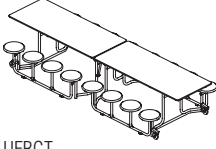
Shipping

Shipped **assembled f.o.b. Green Bay, Wisconsin 54302** factory. Freight class #200.

Specifications and prices are subject to change without prior notice.

Uniframe® Rectangular Tables with Seating

Rectangular Table with Stool Seats

MODEL	Features	D x W	MODEL NUMBER				Approx. Packaged Weight	
			Basic Model	Height	Surface Finish	Stool Color		
 <p>UFRCT</p> <p>Rectangular Table with Stools - Thermoset Hard Plastic - Bullnose Edge</p> <ul style="list-style-type: none"> Available in 8', 10' and 12' models Unitized all-steel frames provide superior stability and durability KI's exclusive combination pneumatic lift assist and torsional energy storage system results in a controlled, effortless folding. Also holds tables in a teepee position for easy cleaning Storage lock standard for added safety Gravity lock stabilizes tables in the open position and eliminates possibility of tables folding unexpectedly Listed to applicable UL standards and requirements by Underwriters Laboratories, Inc Dimensions include overall depth and width of table and seating 	Black frame	60 $\frac{1}{2}$ x 96"	UF084/BN/BL/CX	<input type="checkbox"/>	<input type="checkbox"/>	<input type="checkbox"/>	285#	
	Chrome frame	60 $\frac{1}{2}$ x 96"	UF084/BN/CH/CX	<input type="checkbox"/>	<input type="checkbox"/>	<input type="checkbox"/>	285#	
	Black frame	60 $\frac{1}{2}$ x 120"	UF106/BN/BL/CX	<input type="checkbox"/>	<input type="checkbox"/>	<input type="checkbox"/>	350#	
	Chrome frame	60 $\frac{1}{2}$ x 120"	UF106/BN/CH/CX	<input type="checkbox"/>	<input type="checkbox"/>	<input type="checkbox"/>	350#	
	Black frame	60 $\frac{1}{2}$ x 139 $\frac{1}{2}$ "	UF126/BN/BL/CX	<input type="checkbox"/>	<input type="checkbox"/>	<input type="checkbox"/>	375#	
	Chrome frame	60 $\frac{1}{2}$ x 139 $\frac{1}{2}$ "	UF126/BN/CH/CX	<input type="checkbox"/>	<input type="checkbox"/>	<input type="checkbox"/>	375#	
	Black frame	60 $\frac{1}{2}$ x 139 $\frac{1}{2}$ "	UF128/BN/BL/CX	<input type="checkbox"/>	<input type="checkbox"/>	<input type="checkbox"/>	390#	
	Chrome frame	60 $\frac{1}{2}$ x 139 $\frac{1}{2}$ "	UF128/BN/CH/CX	<input type="checkbox"/>	<input type="checkbox"/>	<input type="checkbox"/>	390#	
	 <p>UFRCT</p> <p>Rectangular Table with Stools - Thermoset Hard Plastic - Perfect Edge</p> <ul style="list-style-type: none"> Available in 8', 10' and 12' models Unitized all-steel frames provide superior stability and durability KI's exclusive combination pneumatic lift assist and torsional energy storage system results in a controlled, effortless folding. Also holds tables in a teepee position for easy cleaning Storage lock standard for added safety Gravity lock stabilizes tables in the open position and eliminates possibility of tables folding unexpectedly Listed to applicable UL standards and requirements by Underwriters Laboratories, Inc Dimensions include overall depth and width of table and seating 	Black frame	60 $\frac{1}{2}$ x 96"	UF084/PR/BL/CX	<input type="checkbox"/>	<input type="checkbox"/>	<input type="checkbox"/>	285#
		Chrome frame	60 $\frac{1}{2}$ x 96"	UF084/PR/CH/CX	<input type="checkbox"/>	<input type="checkbox"/>	<input type="checkbox"/>	285#
Black frame		60 $\frac{1}{2}$ x 120"	UF106/PR/BL/CX	<input type="checkbox"/>	<input type="checkbox"/>	<input type="checkbox"/>	350#	
Chrome frame		60 $\frac{1}{2}$ x 120"	UF106/PR/CH/CX	<input type="checkbox"/>	<input type="checkbox"/>	<input type="checkbox"/>	350#	
Black frame		60 $\frac{1}{2}$ x 139 $\frac{1}{2}$ "	UF126/PR/BL/CX	<input type="checkbox"/>	<input type="checkbox"/>	<input type="checkbox"/>	375#	
Chrome frame		60 $\frac{1}{2}$ x 139 $\frac{1}{2}$ "	UF126/PR/CH/CX	<input type="checkbox"/>	<input type="checkbox"/>	<input type="checkbox"/>	375#	
Black frame		60 $\frac{1}{2}$ x 139 $\frac{1}{2}$ "	UF128/PR/BL/CX	<input type="checkbox"/>	<input type="checkbox"/>	<input type="checkbox"/>	390#	
Chrome frame		60 $\frac{1}{2}$ x 139 $\frac{1}{2}$ "	UF128/PR/CH/CX	<input type="checkbox"/>	<input type="checkbox"/>	<input type="checkbox"/>	390#	

A

B

C

D

HOW TO ORDER

Indicate the following information on order form:

- Quantity of each item.
- Model number, including options. See "How To Build a Model Number".
- Any special service required.

Note: •The indicates that a choice is required.
•The absence of the indicates that no choice is required.

HOW TO BUILD A MODEL NUMBER

- A** Select basic model.
Basic model includes base no. of table with codes for length of table, edge treatment, frame finish and stool material.
- B** Select height.

27	= 27" high
29	= 29" high
- C** Select surface finish.
Refer to color addendum at ki.com or in KI Price List or KI Fabrics & Finishes binder. Surface finish offerings are based on edge style selections.
- D** Select stool color - Thermoset Hard Plastic (CX).
Refer to color addendum at ki.com or in KI Price List or KI Fabrics & Finishes binder.

FINISH INFORMATION

Additional Laminate Offering

Additional laminates are available with two weeks extended leadtime and a \$44 per table list upcharge. To specify additional laminates from the suppliers, use these designators followed by the supplier's color/pattern code:

Formica - LF/supplier's color pattern code
 Nevamar - LN/supplier's color pattern code
 Pionite - LP/supplier's color pattern code
 Wilsonart - LW/supplier's color pattern code

KI's standard finish is the supplier's recommended finish for that color/pattern.



Uniframe® Rectangular Tables with Seating

Rectangular Table with Stool Seats

Freight
Excluded
Pricing

- \$ 1771
- 1881
- 1910
- 2033
- 1996
- 2130
- 2121
- 2247

- \$ 1946
- 2058
- 2092
- 2217
- 2186
- 2316
- 2313
- 2441

SPECIAL SERVICES

Shipping

Shipped **assembled f.o.b. Green Bay, Wisconsin 54302** factory. Freight class #200.

Specifications and prices are subject to change without prior notice.

Uniframe® Round Tables with Seating

General Information




**Round Tables with Split Benches
(UFRD5SB/BN/CH)**




**Round Tables with Stool Seats
(UFRD58/PR/PB)**

Features

Solid core top	•	•
High-pressure laminate surface	•	•
Bullnose edge (Flat vinyl T-edge)	•	•
Perfect Edge	•	•
27" height	•	•
29" height	•	•



Bullnose Edge



Perfect Edge (Lifetime Top Warranty)

Seating Capacity:

Model	Max. Child Capacity	Rec. Child Capacity	Max. Adult Capacity	Rec. Adult Capacity
UFRD5SB	12	8	8	4
UFRD58	8	8	8	8

SPECIFICATIONS

Lift Mechanism

Tables fold and open in one fluid motion, assisted by a combination of pneumatic cylinders and a torsional energy storage system. This combination ensures safety and ease of use through a controlled, effortless operation. Table stays in a teepee position for easy handling. Torsion-bar-only assists or spring assists are not to be used.

Tops and Benches

Table tops and benches are solid core warp-resistant construction. Center core is 5/8" thick 45# high-density particleboard. A .040 high-pressure laminate face is used for the top surface with a balanced high-pressure laminate backer for the bottom surface. Table tops and benches are attached to the table frame with deep thread screws; expansion rivets are not to be used. Corners have a 1-1/2" radius.

Split Benches

Bench supports shall be robotically welded

steel construction consisting of a 14-gauge tubular frame with 6" square, heavy-duty 8-gauge steel plates welded to the uprights. Benches are secured to the steel plates with deep thread screws. There shall be two plates for each split bench. No field assembly required.

Stools

Stool supports are robotically welded steel construction consisting of a 14-gauge tubular frame with 6" square, heavy-duty 8-gauge steel plates welded to uprights. Poly stools are attached to the steel plate with deep thread screws. Thermoset hard plastic stools are attached with carriage bolts. No field assembly required.

Stools are one of the following:

A. Poly: High-impact polypropylene stools of heavy-duty construction with ribs to reinforce points of stress. Edges are rolled for comfort and strength. Front is textured and color permeates stool. White marks may occur on the stool top at attachment points but do not alter

the structural integrity of the table or stool. Stool is 13" diameter.

B. Thermoset Hard Plastic: Highly durable thermoset hard plastic stool seats of molded melamine and wood flour mixture are available. Seats are scratch resistant with color permeating through seat. Stool is 13" diameter.

Edges

Table top and bench edges are finished in one of the following:

A. Bullnose edge: (Flat vinyl T-edge) Edges are banded with an abrasion-resistant black vinyl bullnose molding. The barbed "T" design is inserted into a routed groove in the solid particleboard top and held in place with nails driven from the underside, spaced approximately 8-10" apart.

B. Perfect Edge: Made of 1/4" thick by 3/4" high cast black polyurethane. The Perfect Edge is mechanically and chemically bonded

to the table core and chemically bonded to the laminate surface edge, providing a superior, permanently sealed barrier to moisture, dirt and bacteria penetration.

Frames

Table frames are fabricated using a welded unitized construction, integrating all structural steel members into a self-supporting unit. The table top support apron is 11-gauge channel steel, pierced to securely anchor the tops. End leg and center leg assemblies are robotically wire-welded. Horizontal and vertical tubing is 1-1/4" o.d. 14-gauge steel. Hinge plates are 7-gauge steel. Stretcher bars are 3/4" x 1-1/2" 14-gauge oval steel tubing. All legs operate from the unitized frame, not the table top.

Frame Finish

Frame finish is one of the following:

A. Powder-Coated Finish: Epoxy powder coating is electrostatically applied. The dry coating is fused and cured in a baking oven to



form a smooth, continuous film. Finish is chemical-resistant, hard, tough and chip/mar-resistant. Standard finish is black.

B. Chrome Finish: Bright and semi-bright duplex nickel chrome is applied to the frame in a twenty-two step process, creating a superior surface finish that is extremely resistant to staining, scuffing, scratching and corrosion.

Locks

Gravity lock constructed of 3/8" solid steel rods engages automatically into slots in apron hinge, eliminating the possibility of folding unexpectedly. KI's exclusive storage lock is spring loaded for automatic engagement and semi-concealed to prevent accidental release. Release of gravity and storage locks is possible from either side of the table.

Glides

For increased surface area and durability, non-marring 1.25" x 12" glides made of ABS plastic material are standard. Set of four per table.

Casters

Large 4" diameter heavy duty hard rubber swivel casters provide easy and safe maneuverability. When the table is in use, casters lift off the floor to prevent table from rolling. To avoid tripping hazards, casters do not extend beyond the end of the bench unit or outermost stool when in the open position. Tamper-resistant caster covers are used to prevent the trapping of dirt, dust or food. Casters are self-lubricating.

General

Tables ship fully assembled. Tables are listed with Underwriters Laboratories in compliance with testing for public safety (Mobile Folding Tables).

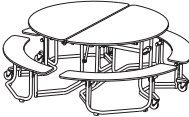
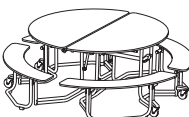
INFORMATION

Warranty

See Terms for general information.

Uniframe® Round Tables with Seating

Round Table with Split Benches

MODEL	Features	DIA	MODEL NUMBER				Approx. Packaged Weight
			Basic Model	Height	Surface Finish	Bench Surface	
 UFRD5	Round Table with Split Benches - Bullnose Edge <ul style="list-style-type: none"> Unitized all-steel frames provide superior stability and durability KI's exclusive combination pneumatic lift assist and torsional energy storage system results in a controlled, effortless folding. Also holds tables in a teepee position for easy cleaning Storage lock standard for added safety Gravity lock stabilizes tables in the open position and eliminates possibility of tables folding unexpectedly Listed to applicable UL standards and requirements by Underwriters Laboratories, Inc Dimensions include overall depth and width of table and seating; Diameter of top is 60" 	81"	UFRD5SB/BN/BL	<input type="checkbox"/>	<input type="checkbox"/> <input type="checkbox"/> <input type="checkbox"/>	<input type="checkbox"/> <input type="checkbox"/> <input type="checkbox"/> <input type="checkbox"/>	345#
		81"	UFRD5SB/BN/CH	<input type="checkbox"/>	<input type="checkbox"/> <input type="checkbox"/> <input type="checkbox"/>	<input type="checkbox"/> <input type="checkbox"/> <input type="checkbox"/> <input type="checkbox"/>	345#
 UFRD5	Round Table with Split Benches - Perfect Edge <ul style="list-style-type: none"> Unitized all-steel frames provide superior stability and durability KI's exclusive combination pneumatic lift assist and torsional energy storage system results in a controlled, effortless folding. Also holds tables in a teepee position for easy cleaning Storage lock standard for added safety Gravity lock stabilizes tables in the open position and eliminates possibility of tables folding unexpectedly Listed to applicable UL standards and requirements by Underwriters Laboratories, Inc Dimensions include overall depth and width of table and seating; Diameter of top is 60" 	81"	UFRD5SB/PR/BL	<input type="checkbox"/>	<input type="checkbox"/> <input type="checkbox"/> <input type="checkbox"/>	<input type="checkbox"/> <input type="checkbox"/> <input type="checkbox"/> <input type="checkbox"/>	345#
		81"	UFRD5SB/PR/CH	<input type="checkbox"/>	<input type="checkbox"/> <input type="checkbox"/> <input type="checkbox"/>	<input type="checkbox"/> <input type="checkbox"/> <input type="checkbox"/> <input type="checkbox"/>	345#

A

B

C

D

HOW TO ORDER

Indicate the following information on order form:

- Quantity of each item.
- Model number, including options. See "How To Build a Model Number".
- Any special service required.

Note: • The indicates that a choice is required.
 • The absence of the indicates that no choice is required.

HOW TO BUILD A MODEL NUMBER

- A** Select basic model.
 Basic model includes base no. of table with codes for length of table, edge treatment and frame finish.
- B** Select height.
 27 = 27" high
 29 = 29" high
- C** Select surface finish.
 Refer to color addendum at ki.com or in KI Price List or KI Fabrics & Finishes binder. Surface finish offerings are based on edge style selections.
- D** Select bench surface.
 Refer to color addendum at ki.com or in KI Price List or KI Fabrics & Finishes binder.

FINISH INFORMATION

Additional Laminate Offering

Additional laminates are available with two weeks extended leadtime and a \$44 per table list upcharge. To specify additional laminates from the suppliers, use these designators followed by the supplier's color/pattern code:

Formica - LF/supplier's color pattern code
 Nevamar - LN/supplier's color pattern code
 Pionite - LP/supplier's color pattern code
 Wilsonart - LW/supplier's color pattern code

KI's standard finish is the supplier's recommended finish for that color/pattern. When additional laminates are specified, top surface and bench surface are the same.



Uniframe® Round Tables with Seating

Round Table with Split Benches

Freight
Excluded
Pricing

\$ 1689
1796

\$ 2151
2257

SPECIAL SERVICES

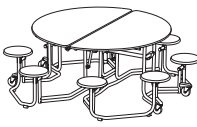
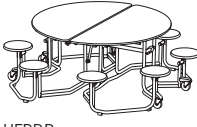
Shipping

Shipped **assembled f.o.b. Green Bay, Wisconsin 54302** factory. Freight class #200.

Specifications and prices are subject to change without prior notice.

Uniframe® Round Tables with Seating

Round Table with Stool Seats

MODEL	Features	DIA	MODEL NUMBER				Approx. Packaged Weight
			Basic Model	Height	Surface Finish	Stool Color	
 UFRDP	Round Table with Stool Seats - Polypropylene - Bullnose Edge <ul style="list-style-type: none"> • Unitized all-steel frames provide superior stability and durability • KI's exclusive combination pneumatic lift assist and torsional energy storage system results in a controlled, effortless folding. Also holds tables in a teepee position for easy cleaning • Available in 8-stool model only • Storage lock standard for added safety • Gravity lock stabilizes tables in the open position and eliminates possibility of tables folding unexpectedly • Listed to applicable UL standards and requirements by Underwriters Laboratories, Inc • Dimensions include overall depth and width of table and seating; Diameter of top is 60" 	86"	UFRD58/BN/BL/PY	<input type="checkbox"/>	<input type="checkbox"/>	<input type="checkbox"/>	295#
		86"	UFRD58/BN/CH/PY	<input type="checkbox"/>	<input type="checkbox"/>	<input type="checkbox"/>	295#
 UFRDP	Round Table with Stool Seats - Polypropylene - Perfect Edge <ul style="list-style-type: none"> • Unitized all-steel frames provide superior stability and durability • KI's exclusive combination pneumatic lift assist and torsional energy storage system results in a controlled, effortless folding. Also holds tables in a teepee position for easy cleaning • Available in 8-stool model only • Storage lock standard for added safety • Gravity lock stabilizes tables in the open position and eliminates possibility of tables folding unexpectedly • Listed to applicable UL standards and requirements by Underwriters Laboratories, Inc • Dimensions include overall depth and width of table and seating; Diameter of top is 60" 	86"	UFRD58/PR/BL/PY	<input type="checkbox"/>	<input type="checkbox"/>	<input type="checkbox"/>	295#
		86"	UFRD58/PR/CH/PY	<input type="checkbox"/>	<input type="checkbox"/>	<input type="checkbox"/>	295#

A

B

C

D

HOW TO ORDER

Indicate the following information on order form:

1. Quantity of each item.
2. Model number, including options. See "How To Build a Model Number".
3. Any special service required.

Note: • The indicates that a choice is required.
 • The absence of the indicates that no choice is required.

HOW TO BUILD A MODEL NUMBER

- A** Select basic model.
 Basic model includes base no. of table with codes for length of table, edge treatment, frame finish and stool material.
- B** Select height.
 27 = 27" high
 29 = 29" high
- C** Select surface finish.
 Refer to color addendum at ki.com or in KI Price List or KI Fabrics & Finishes binder. Surface finish offerings are based on edge style selections.
- D** Select stool color - Polypropylene (PY).
 Refer to color addendum at ki.com or in KI Price List or KI Fabrics & Finishes binder.

INFORMATION

Polypropylene Stool

High-impact polypropylene stools of heavy-duty construction, with ribs, reinforce points of stress. Edges are rolled for comfort and strength. Front is textured and color permeates stool. White marks may occur on the stool top at attachment points but do not alter the structural integrity of the table or stool. Stool is 13" diameter and fastens with screws.

FINISH INFORMATION

Additional Laminate Offering

Additional laminates are available with two weeks extended leadtime and a \$44 per table list upcharge. To specify additional laminates from the suppliers, use these designators followed by the supplier's color/pattern code:

Formica - LF/supplier's color pattern code
 Nevamar - LN/supplier's color pattern code
 Pionite - LP/supplier's color pattern code
 Wilsonart - LW/supplier's color pattern code

KI's standard finish is the supplier's recommended finish for that color/pattern.



Uniframe® Round Tables with Seating

Round Table with Stool Seats

Freight
Excluded
Pricing

\$ 1445

1552

\$ 1621

1726

SPECIAL SERVICES

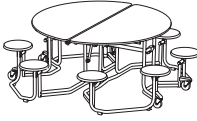
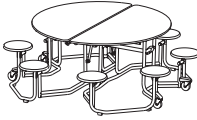
Shipping

Shipped **assembled f.o.b. Green Bay, Wisconsin 54302** factory. Freight class #200.

Specifications and prices are subject to change without prior notice.

Uniframe® Round Tables with Seating

Round Table with Stool Seats

MODEL	Features	DIA	MODEL NUMBER				Approx. Packaged Weight
			Basic Model	Height	Surface Finish	Stool Color	
 UFRDT	Round Table with Stool Seats - Thermoset Hard Plastic - Bullnose Edge <ul style="list-style-type: none"> • Unitized all-steel frames provide superior stability and durability • KI's exclusive combination pneumatic lift assist and torsional energy storage system results in a controlled, effortless folding. Also holds tables in a teepee position for easy cleaning • Available in 8-stool model only • Storage lock standard for added safety • Gravity lock stabilizes tables in the open position and eliminates possibility of tables folding unexpectedly • Listed to applicable UL standards and requirements by Underwriters Laboratories, Inc • Dimensions include overall depth and width of table and seating; Diameter of top is 60" 	86"	UFRD58/BN/BL/CX	<input type="checkbox"/>	<input type="checkbox"/>	<input type="checkbox"/>	315#
		86"	UFRD58/BN/CH/CX	<input type="checkbox"/>	<input type="checkbox"/>	<input type="checkbox"/>	315#
 UFRDT	Round Table with Stool Seats - Thermoset Hard Plastic - Perfect Edge <ul style="list-style-type: none"> • Unitized all-steel frames provide superior stability and durability • KI's exclusive combination pneumatic lift assist and torsional energy storage system results in a controlled, effortless folding. Also holds tables in a teepee position for easy cleaning • Available in 8-stool model only • Storage lock standard for added safety • Gravity lock stabilizes tables in the open position and eliminates possibility of tables folding unexpectedly • Listed to applicable UL standards and requirements by Underwriters Laboratories, Inc • Dimensions include overall depth and width of table and seating; Diameter of top is 60" 	86"	UFRD58/PR/BL/CX	<input type="checkbox"/>	<input type="checkbox"/>	<input type="checkbox"/>	315#
		86"	UFRD58/PR/CH/CX	<input type="checkbox"/>	<input type="checkbox"/>	<input type="checkbox"/>	315#

A

B

C

D

HOW TO ORDER

Indicate the following information on order form:

1. Quantity of each item.
2. Model number, including options. See "How To Build a Model Number".
3. Any special service required.

Note: • The indicates that a choice is required.
 • The absence of the indicates that no choice is required.

HOW TO BUILD A MODEL NUMBER

- A** Select basic model.
 Basic model includes base no. of table with codes for length of table, edge treatment and frame finish.
- B** Select height.
 27 = 27" high
 29 = 29" high
- C** Select surface finish.
 Refer to color addendum at ki.com or in KI Price List or KI Fabrics & Finishes binder. Surface finish offerings are based on edge style selections.
- D** Select stool color - Thermoset Hard Plastic (CX).
 Refer to color addendum at ki.com or in KI Price List or KI Fabrics & Finishes binder.

FINISH INFORMATION

Additional Laminate Offering

Additional laminates are available with two weeks extended leadtime and a \$44 per table list upcharge. To specify additional laminates from the suppliers, use these designators followed by the supplier's color/pattern code:

Formica - LF/supplier's color pattern code
 Nevamar - LN/supplier's color pattern code
 Pionite - LP/supplier's color pattern code
 Wilsonart - LW/supplier's color pattern code

KI's standard finish is the supplier's recommended finish for that color/pattern.



Uniframe® Round Tables with Seating

Round Table with Stool Seats

Freight
Excluded
Pricing

\$ 1578

1685

\$ 1754

1859

SPECIAL SERVICES

Shipping

Shipped **assembled f.o.b. Green Bay, Wisconsin 54302** factory. Freight class #200.

Specifications and prices are subject to change without prior notice.

Uniframe® Tables without Seating

General Information



Rectangular Table (UFRT12)




Round Table (UFRD5)




Oval Table (UFOV66)

Features

Solid core top	•	•	•
High-pressure laminate surface	•	•	•
Bullnose edge (Flat vinyl T-edge)	•	•	•
Perfect Edge	•	•	•
27" height	•	•	•
29" height	•	•	•



Bullnose Edge



Perfect Edge (Lifetime Top Warranty)



T-Style Leg

SPECIFICATIONS

Lift Mechanism

Rectangular tables fold and open in one fluid motion, assisted by a torsional energy storage system. This ensures safety and ease of use through a controlled, effortless operation. Table stays in a teepee position for easy handling.

Shaped tables fold in one fluid motion without pneumatic or torsional energy assistance. Safety lock engages in the semi-open position to halt downward movement. Safety lock can be released from either side of the table.

Tops

Table tops are of solid core warp-resistant construction. Center core is 5/8" thick 45# high-density particleboard. A .040 high-pressure laminate face is used for the top surface with a balanced high-pressure laminate backer for the bottom surface. Table tops are attached to the table frame with deep thread screws; expansion rivets are not to be used.

Corners have a 1-1/2" radius.

Edges

Table top and bench edges are finished in one of the following:

A. Bullnose edge: (Flat vinyl T-edge) Edges are banded with an abrasion-resistant black vinyl bullnose molding. The barbed "T" design is inserted into a routed groove in the solid particleboard top and held in place with nails driven from the underside, spaced approximately 8-10" apart.

B. Perfect Edge: Made of 1/4" thick by 3/4" high cast black polyurethane. The Perfect Edge is mechanically and chemically bonded to the table core and chemically bonded to the laminate surface edge, providing a superior, permanently sealed barrier to moisture, dirt and bacteria penetration.

Frames for Rectangular Tables without Seating

Table frames are fabricated using a welded

unitized construction, integrating all structural steel members into a self-supporting unit.

The table top support apron is 11-gauge channel steel, pierced to securely anchor the tops. End leg and center leg assemblies are robotically wire-welded. End leg weldment consists of 1" x 2" 14-gauge vertical tube, 1-1/4" round 14-gauge top tube and 1" x 2" 14-gauge bottom tube. Center leg weldment consists of 1" x 2" 14-gauge vertical tube, 1-1/4" round 14-gauge top tube and 1" round 14-gauge bottom tube. Center hinge plates are 7-gauge steel. Stretcher bars are 3/4" x 1-1/2" 14-gauge oval steel tubing. All legs operate from the unitized frame, not the table top.

Frames for Shaped Tables without Seating

Table frame is fabricated using a welded unitized construction, integrating all structural steel members into a self-supporting unit. The table top support apron is 11-gauge angle steel, pierced to securely anchor the tops. Leg weldments are robotically wire-welded.

Leg consists of 1" x 2" 14-gauge vertical tube and bottom tube, 1" round 14-gauge top tube and two support gussets for added strength. Center hinge plates are 7-gauge steel. Stretcher bars are 1" 7-gauge steel. All legs operate from the unitized frame, not the table top.

Frame Finish

Frame finish is one of the following:

A. Powder-Coated Finish: Epoxy powder coating is electrostatically applied. The dry coating is fused and cured in a baking oven to form a smooth, continuous film. Finish is chemical-resistant, hard, tough and chip/mar-resistant. Standard finish is black.

B. Chrome Finish: Bright and semi-bright duplex nickel chrome is applied to the frame in a twenty-two step process, creating a superior surface finish that is extremely resistant to staining, scuffing, scratching and corrosion.



Uniframe® Tables without Seating

General Information



Square Table (UFSQ4)



Hexagonal Table (UFHX4)



Octagonal Table (UFOC5)



Stand-Up Table (UFSU5)

Features

Solid core top	•	•	•	•
High-pressure laminate surface	•	•	•	•
Bullnose edge (Flat vinyl T-edge)	•	•	•	•
Perfect Edge	•	•	•	•
27" height	•	•	•	
29" height	•	•	•	
42" height				•

Locks for Rectangular Tables

Gravity lock constructed of 3/8" solid steel rods engages automatically into slots in apron hinge, eliminating the possibility of folding unexpectedly. KI's exclusive storage lock is spring loaded for automatic engagement and semi-concealed to prevent accidental release. Release of gravity and storage locks is possible from either side of the table.

Locks for Shaped Tables

Gravity lock with spring assist constructed of 3/8" solid steel rods engages automatically into slots in apron hinge, eliminating the possibility of folding unexpectedly. Safety lock engages in a semi-open position to halt downward opening movement. Release of gravity lock is possible from either side of the table.

Casters

Large 4" diameter heavy duty hard rubber swivel casters provide easy and safe maneuverability. When table is in use, casters lift off the floor to prevent table from rolling. To

avoid tripping hazards, casters do not extend beyond the outer edge of table top when table is in the open position. Casters are self-lubricating.

General

Tables ship fully assembled. Rectangular tables without seating are listed with Underwriters Laboratories in compliance with testing for public safety (Mobile Folding Tables).

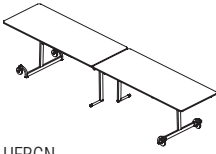
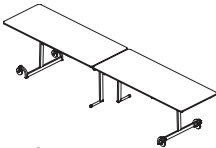
INFORMATION

Warranty

See Terms for general information.

Uniframe® Tables without Seating

Rectangular Table

MODEL	Features	D x W	MODEL NUMBER			Approx. Packaged Weight
			Basic Model	Height	Surface Finish	
 <p>Rectangular Table - Bullnose Edge</p> <ul style="list-style-type: none"> • Unitized all-steel frames provide superior stability and durability • KI's exclusive combination pneumatic lift assist and torsional energy storage system results in a controlled, effortless folding. Also holds tables in a teepee position for easy cleaning • Available in 8', 10' and 12' models • Storage lock standard for added safety • Gravity lock stabilizes tables in the open position and eliminates possibility of tables folding unexpectedly • T-leg design furnishes maximum leg room and seating capacity • Listed to applicable UL standards and requirements by Underwriters Laboratories, Inc. • Ideal for multi-purpose seating 	Black frame	29 1/2 x 96"	UFRT08/BN/BL	<input type="checkbox"/>	<input type="checkbox"/>	195#
	Chrome frame	29 1/2 x 96"	UFRT08/BN/CH	<input type="checkbox"/>	<input type="checkbox"/>	195#
	Black frame	29 1/2 x 120"	UFRT10/BN/BL	<input type="checkbox"/>	<input type="checkbox"/>	210#
	Chrome frame	29 1/2 x 120"	UFRT10/BN/CH	<input type="checkbox"/>	<input type="checkbox"/>	210#
	Black frame	29 1/2 x 139 1/2"	UFRT12/BN/BL	<input type="checkbox"/>	<input type="checkbox"/>	250#
	Chrome frame	29 1/2 x 139 1/2"	UFRT12/BN/CH	<input type="checkbox"/>	<input type="checkbox"/>	250#
 <p>Rectangular Table - Perfect Edge</p> <ul style="list-style-type: none"> • Unitized all-steel frames provide superior stability and durability • KI's exclusive combination pneumatic lift assist and torsional energy storage system results in a controlled, effortless folding. Also holds tables in a teepee position for easy cleaning • Available in 8', 10' and 12' models • Storage lock standard for added safety • Gravity lock stabilizes tables in the open position and eliminates possibility of tables folding unexpectedly • T-leg design furnishes maximum leg room and seating capacity • Listed to applicable UL standards and requirements by Underwriters Laboratories, Inc. • Ideal for multi-purpose seating 	Black frame	29 1/2 x 96"	UFRT08/PR/BL	<input type="checkbox"/>	<input type="checkbox"/>	195#
	Chrome frame	29 1/2 x 96"	UFRT08/PR/CH	<input type="checkbox"/>	<input type="checkbox"/>	195#
	Black frame	29 1/2 x 120"	UFRT10/PR/BL	<input type="checkbox"/>	<input type="checkbox"/>	210#
	Chrome frame	29 1/2 x 120"	UFRT10/PR/CH	<input type="checkbox"/>	<input type="checkbox"/>	210#
	Black frame	29 1/2 x 139 1/2"	UFRT12/PR/BL	<input type="checkbox"/>	<input type="checkbox"/>	250#
	Chrome frame	29 1/2 x 139 1/2"	UFRT12/PR/CH	<input type="checkbox"/>	<input type="checkbox"/>	250#

A

B

C

HOW TO ORDER

Indicate the following information on order form:

1. Quantity of each item.
2. Model number, including options. See "How To Build a Model Number".
3. Any special service required.

Note: • The indicates that a choice is required.
• The absence of the indicates that no choice is required.

HOW TO BUILD A MODEL NUMBER

- A** Select basic model.
Basic model includes base no. of table with codes for length of table, edge treatment and frame finish.
- B** Select height.

27	= 27" high
29	= 29" high
- C** Select surface finish.
Refer to color addendum at ki.com or in KI Price List or KI Fabrics & Finishes binder. Surface finish offerings are based on edge style selections.

FINISH INFORMATION

Additional Laminate Offering

Additional laminates are available with two weeks extended leadtime and a \$44 per table list upcharge. To specify additional laminates from the suppliers, use these designators followed by the supplier's color/pattern code:

Formica - LF/supplier's color pattern code
 Nevamar - LN/supplier's color pattern code
 Pionite - LP/supplier's color pattern code
 Wilsonart - LW/supplier's color pattern code

KI's standard finish is the supplier's recommended finish for that color/pattern.



Uniframe® Tables without Seating

Rectangular Table

Freight
Excluded
Pricing

\$ 876
976
960
1016
1056
1103

\$ 1048
1148
1102
1157
1203
1251

SPECIAL SERVICES



Shipping

Shipped **assembled f.o.b. Green Bay, Wisconsin 54302** factory. Freight class #125.

Specifications and prices are subject to change without prior notice.

Uniframe® Tables without Seating

Round Table

	MODEL	Features	DIA	MODEL NUMBER			Approx. Packaged Weight
				Basic Model	Height	Surface Finish	
 <p>UFRDN UFRDS</p> <p>Round Table - Bullnose Edge</p> <ul style="list-style-type: none"> • Unitized all-steel frames provide superior stability and durability • KI's exclusive combination pneumatic lift assist and torsional energy storage system results in a controlled, effortless folding. Also holds tables in a teepee position for easy cleaning • Storage lock standard for added safety • Gravity lock stabilizes tables in the open position and eliminates possibility of tables folding unexpectedly • Safety lock engages in a semi-open position to halt downward opening movement • T-leg design furnishes maximum leg room and seating capacity • Dimensions include overall depth and width of table • Ideal for multi-purpose seating 	Black frame	48"	UFRD4/BN/BL	<input type="checkbox"/>	<input type="checkbox"/>	<input type="checkbox"/>	94#
	Chrome frame	48"	UFRD4/BN/CH	<input type="checkbox"/>	<input type="checkbox"/>	<input type="checkbox"/>	94#
	Black frame	60"	UFRD5/BN/BL	<input type="checkbox"/>	<input type="checkbox"/>	<input type="checkbox"/>	110#
	Chrome frame	60"	UFRD5/BN/CH	<input type="checkbox"/>	<input type="checkbox"/>	<input type="checkbox"/>	110#
	Black frame	72"	UFRD6/BN/BL	<input type="checkbox"/>	<input type="checkbox"/>	<input type="checkbox"/>	154#
	Chrome frame	72"	UFRD6/BN/CH	<input type="checkbox"/>	<input type="checkbox"/>	<input type="checkbox"/>	154#
 <p>UFRDN UFRDS</p> <p>Round Table - Perfect Edge</p> <ul style="list-style-type: none"> • Unitized all-steel frames provide superior stability and durability • KI's exclusive combination pneumatic lift assist and torsional energy storage system results in a controlled, effortless folding. Also holds tables in a teepee position for easy cleaning • Storage lock standard for added safety • Gravity lock stabilizes tables in the open position and eliminates possibility of tables folding unexpectedly • Safety lock engages in a semi-open position to halt downward opening movement • T-leg design furnishes maximum leg room and seating capacity • Dimensions include overall depth and width of table • Ideal for multi-purpose seating 	Black frame	48"	UFRD4/PR/BL	<input type="checkbox"/>	<input type="checkbox"/>	<input type="checkbox"/>	94#
	Chrome frame	48"	UFRD4/PR/CH	<input type="checkbox"/>	<input type="checkbox"/>	<input type="checkbox"/>	94#
	Black frame	60"	UFRD5/PR/BL	<input type="checkbox"/>	<input type="checkbox"/>	<input type="checkbox"/>	110#
	Chrome frame	60"	UFRD5/PR/CH	<input type="checkbox"/>	<input type="checkbox"/>	<input type="checkbox"/>	110#
	Black frame	72"	UFRD6/PR/BL	<input type="checkbox"/>	<input type="checkbox"/>	<input type="checkbox"/>	154#
	Chrome frame	72"	UFRD6/PR/CH	<input type="checkbox"/>	<input type="checkbox"/>	<input type="checkbox"/>	154#

A

B

C

HOW TO ORDER

Indicate the following information on order form:

1. Quantity of each item.
2. Model number, including options. See "How To Build a Model Number".
3. Any special service required.

Note: • The indicates that a choice is required.
• The absence of the indicates that no choice is required.

HOW TO BUILD A MODEL NUMBER

- A** Select basic model.
Basic model includes base no. of table with codes for length of table, edge treatment and frame finish.
- B** Select height.

27	= 27" high
29	= 29" high
- C** Select surface finish.
Refer to color addendum at ki.com or in KI Price List or KI Fabrics & Finishes binder. Surface finish offerings are based on edge style selections.

FINISH INFORMATION

Additional Laminate Offering

Additional laminates are available with two weeks extended leadtime and a \$44 per table list upcharge. To specify additional laminates from the suppliers, use these designators followed by the supplier's color/pattern code:

Formica - LF/supplier's color pattern code
 Nevamar - LN/supplier's color pattern code
 Pionite - LP/supplier's color pattern code
 Wilsonart - LW/supplier's color pattern code

KI's standard finish is the supplier's recommended finish for that color/pattern.



Uniframe® Tables without Seating

Round Table

Freight
Excluded
Pricing

\$ 735
756
778
799
1047
1068

\$ 864
885
907
927
1290
1311

SPECIAL SERVICES



Shipping

Shipped **assembled f.o.b. Green Bay, Wisconsin 54302** factory. Freight class #125.

Specifications and prices are subject to change without prior notice.

Uniframe® Tables without Seating

Oval Table

MODEL	Features	D x L	MODEL NUMBER			Approx. Packaged Weight
			Basic Model	Height	Surface Finish	
 UFOVN	Oval Table - Bullnose Edge <ul style="list-style-type: none"> • Unitized all-steel frames provide superior stability and durability • KI's exclusive combination pneumatic lift assist and torsional energy storage system results in a controlled, effortless folding. Also holds tables in a teepee position for easy cleaning • Storage lock standard for added safety • Gravity lock stabilizes tables in the open position and eliminates possibility of tables folding unexpectedly • Safety lock engages in a semi-open position to halt downward opening movement • T-leg design furnishes maximum leg room and seating capacity • Dimensions include overall depth and width of table • Ideal for multi-purpose seating 	Black frame 60 x 66"	UFOV66/BN/BL	<input type="checkbox"/> <input type="checkbox"/>	<input type="checkbox"/> <input type="checkbox"/> <input type="checkbox"/>	136#
		Chrome frame 60 x 66"	UFOV66/BN/CH	<input type="checkbox"/> <input type="checkbox"/>	<input type="checkbox"/> <input type="checkbox"/> <input type="checkbox"/>	136#
		Black frame 60 x 72"	UFOV72/BN/BL	<input type="checkbox"/> <input type="checkbox"/>	<input type="checkbox"/> <input type="checkbox"/> <input type="checkbox"/>	144#
		Chrome frame 60 x 72"	UFOV72/BN/CH	<input type="checkbox"/> <input type="checkbox"/>	<input type="checkbox"/> <input type="checkbox"/> <input type="checkbox"/>	144#
 UFOVN	Oval Table - Perfect Edge <ul style="list-style-type: none"> • Unitized all-steel frames provide superior stability and durability • KI's exclusive combination pneumatic lift assist and torsional energy storage system results in a controlled, effortless folding. Also holds tables in a teepee position for easy cleaning • Storage lock standard for added safety • Gravity lock stabilizes tables in the open position and eliminates possibility of tables folding unexpectedly • Safety lock engages in a semi-open position to halt downward opening movement • T-leg design furnishes maximum leg room and seating capacity • Dimensions include overall depth and width of table • Ideal for multi-purpose seating 	Black frame 60 x 66"	UFOV66/PR/BL	<input type="checkbox"/> <input type="checkbox"/>	<input type="checkbox"/> <input type="checkbox"/> <input type="checkbox"/>	136#
		Chrome frame 60 x 66"	UFOV66/PR/CH	<input type="checkbox"/> <input type="checkbox"/>	<input type="checkbox"/> <input type="checkbox"/> <input type="checkbox"/>	136#
		Black frame 60 x 72"	UFOV72/PR/BL	<input type="checkbox"/> <input type="checkbox"/>	<input type="checkbox"/> <input type="checkbox"/> <input type="checkbox"/>	144#
		Chrome frame 60 x 72"	UFOV72/PR/CH	<input type="checkbox"/> <input type="checkbox"/>	<input type="checkbox"/> <input type="checkbox"/> <input type="checkbox"/>	144#

A

B

C

HOW TO ORDER

Indicate the following information on order form:

1. Quantity of each item.
2. Model number, including options. See "How To Build a Model Number".
3. Any special service required.

Note: •The indicates that a choice is required.
•The absence of the indicates that no choice is required.

HOW TO BUILD A MODEL NUMBER

- A** Select basic model.
Basic model includes base no. of table with codes for length of table, edge treatment and frame finish.
- B** Select height.

27	= 27" high
29	= 29" high
- C** Select surface finish.
Refer to color addendum at ki.com or in KI Price List or KI Fabrics & Finishes binder. Surface finish offerings are based on edge style selections.

FINISH INFORMATION

Additional Laminate Offering

Additional laminates are available with two weeks extended leadtime and a \$44 per table list upcharge. To specify additional laminates from the suppliers, use these designators followed by the supplier's color/pattern code:

Formica - LF/supplier's color pattern code
 Nevamar - LN/supplier's color pattern code
 Pionite - LP/supplier's color pattern code
 Wilsonart - LW/supplier's color pattern code

KI's standard finish is the supplier's recommended finish for that color/pattern.



Uniframe® Tables without Seating

Oval Table

Freight
Excluded
Pricing

\$ 918
938
954
976

\$ 1093
1112
1152
1172

SPECIAL SERVICES



Shipping

Shipped **assembled f.o.b. Green Bay, Wisconsin 54302** factory. Freight class #125.

Specifications and prices are subject to change without prior notice.

Uniframe® Tables without Seating

Square Table

MODEL	Features	D x W	MODEL NUMBER			Approx. Packaged Weight
			Basic Model	Height	Surface Finish	
 UFSQN	Square Table - Bullnose Edge <ul style="list-style-type: none"> • Unitized all-steel frames provide superior stability and durability • KI's exclusive combination pneumatic lift assist and torsional energy storage system results in a controlled, effortless folding. Also holds tables in a teepee position for easy cleaning • Storage lock standard for added safety • Gravity lock stabilizes tables in the open position and eliminates possibility of tables folding unexpectedly • Safety lock engages in a semi-open position to halt downward opening movement • T-leg design furnishes maximum leg room and seating capacity • Dimensions include overall depth and width of table • Ideal for multi-purpose seating 	Black frame 48 x 48"	UFSQ4/BN/BL	<input type="checkbox"/>	<input type="checkbox"/>	106#
		Chrome frame 48 x 48"	UFSQ4/BN/CH	<input type="checkbox"/>	<input type="checkbox"/>	106#
 UFSQN	Square Table - Perfect Edge <ul style="list-style-type: none"> • Unitized all-steel frames provide superior stability and durability • KI's exclusive combination pneumatic lift assist and torsional energy storage system results in a controlled, effortless folding. Also holds tables in a teepee position for easy cleaning • Storage lock standard for added safety • Gravity lock stabilizes tables in the open position and eliminates possibility of tables folding unexpectedly • Safety lock engages in a semi-open position to halt downward opening movement • T-leg design furnishes maximum leg room and seating capacity • Dimensions include overall depth and width of table • Ideal for multi-purpose seating 	Black frame 48 x 48"	UFSQ4/PR/BL	<input type="checkbox"/>	<input type="checkbox"/>	106#
		Chrome frame 48 x 48"	UFSQ4/PR/CH	<input type="checkbox"/>	<input type="checkbox"/>	106#

A

B

C

HOW TO ORDER

Indicate the following information on order form:

1. Quantity of each item.
2. Model number, including options. See "How To Build a Model Number".
3. Any special service required.

Note: •The indicates that a choice is required.
 •The absence of the indicates that no choice is required.

HOW TO BUILD A MODEL NUMBER

- A** Select basic model.
 Basic model includes base no. of table with codes for length of table, edge treatment and frame finish.
- B** Select height.
 27 = 27" high
 29 = 29" high
- C** Select surface finish.
 Refer to color addendum at ki.com or in KI Price List or KI Fabrics & Finishes binder. Surface finish offerings are based on edge style selections.

FINISH INFORMATION

Additional Laminate Offering

Additional laminates are available with two weeks extended leadtime and a \$44 per table list upcharge. To specify additional laminates from the suppliers, use these designators followed by the supplier's color/pattern code:

Formica - LF/supplier's color pattern code
 Nevamar - LN/supplier's color pattern code
 Pionite - LP/supplier's color pattern code
 Wilsonart - LW/supplier's color pattern code

KI's standard finish is the supplier's recommended finish for that color/pattern.



Uniframe[®] Tables without Seating

Square Table

Freight
Excluded
Pricing

\$ 700
724

\$ 828
851

SPECIAL SERVICES



Shipping

Shipped **assembled f.o.b. Green Bay, Wisconsin 54302** factory. Freight class #125.

Specifications and prices are subject to change without prior notice.

Uniframe® Tables without Seating

Hexagonal Table

	MODEL	Features	DIA	MODEL NUMBER			Approx. Packaged Weight
				Basic Model	Height	Surface Finish	
 UFHXN	Hexagonal Table - Bullnose Edge	<ul style="list-style-type: none"> • Unitized all-steel frames provide superior stability and durability • KI's exclusive combination pneumatic lift assist and torsional energy storage system results in a controlled, effortless folding. Also holds tables in a teepee position for easy cleaning • Storage lock standard for added safety • Gravity lock stabilizes tables in the open position and eliminates possibility of tables folding unexpectedly • Safety lock engages in a semi-open position to halt downward opening movement • T-leg design furnishes maximum leg room and seating capacity • Dimensions include overall depth and width of table • Ideal for multi-purpose seating 	Black frame 48"	UFHX4/BN/BL	<input type="checkbox"/>	<input type="checkbox"/>	99#
			Chrome frame 48"	UFHX4/BN/CH	<input type="checkbox"/>	<input type="checkbox"/>	99#
 UFHXN	Hexagonal Table - Perfect Edge	<ul style="list-style-type: none"> • Unitized all-steel frames provide superior stability and durability • KI's exclusive combination pneumatic lift assist and torsional energy storage system results in a controlled, effortless folding. Also holds tables in a teepee position for easy cleaning • Storage lock standard for added safety • Gravity lock stabilizes tables in the open position and eliminates possibility of tables folding unexpectedly • Safety lock engages in a semi-open position to halt downward opening movement • T-leg design furnishes maximum leg room and seating capacity • Dimensions include overall depth and width of table • Ideal for multi-purpose seating 	Black frame 48"	UFHX4/PR/BL	<input type="checkbox"/>	<input type="checkbox"/>	99#
			Chrome frame 48"	UFHX4/PR/CH	<input type="checkbox"/>	<input type="checkbox"/>	99#

A

B

C

HOW TO ORDER

Indicate the following information on order form:

1. Quantity of each item.
2. Model number, including options. See "How To Build a Model Number".
3. Any special service required.

Note: • The indicates that a choice is required.
 • The absence of the indicates that no choice is required.

HOW TO BUILD A MODEL NUMBER

- A** Select basic model.
 Basic model includes base no. of table with codes for length of table, edge treatment and frame finish.
- B** Select height.
 27 = 27" high
 29 = 29" high
- C** Select surface finish.
 Refer to color addendum at ki.com or in KI Price List or KI Fabrics & Finishes binder. Surface finish offerings are based on edge style selections.

FINISH INFORMATION

Additional Laminate Offering

Additional laminates are available with two weeks extended leadtime and a \$44 per table list upcharge. To specify additional laminates from the suppliers, use these designators followed by the supplier's color/pattern code:

Formica - LF/supplier's color pattern code
 Nevamar - LN/supplier's color pattern code
 Pionite - LP/supplier's color pattern code
 Wilsonart - LW/supplier's color pattern code

KI's standard finish is the supplier's recommended finish for that color/pattern.



Uniframe[®] Tables without Seating

Hexagonal Table

Freight
Excluded
Pricing

\$ 778
799

\$ 907
927

SPECIAL SERVICES



Shipping

Shipped **assembled f.o.b. Green Bay, Wisconsin 54302** factory. Freight class #125.

Specifications and prices are subject to change without prior notice.

Uniframe® Tables without Seating

Octagonal Table

MODEL	Features	DIA	MODEL NUMBER			Approx. Packaged Weight
			Basic Model	Height	Surface Finish	
 UFOCN	Octagonal Table - Bullnose Edge <ul style="list-style-type: none"> • Unitized all-steel frames provide superior stability and durability • KI's exclusive combination pneumatic lift assist and torsional energy storage system results in a controlled, effortless folding. Also holds tables in a teepee position for easy cleaning • Storage lock standard for added safety • Gravity lock stabilizes tables in the open position and eliminates possibility of tables folding unexpectedly • Safety lock engages in a semi-open position to halt downward opening movement • T-leg design furnishes maximum leg room and seating capacity • Dimensions include overall depth and width of table • Ideal for multi-purpose seating 	Black frame 60"	UFOC5/BN/BL	<input type="checkbox"/>	<input type="checkbox"/>	144#
		Chrome frame 60"	UFOC5/BN/CH	<input type="checkbox"/>	<input type="checkbox"/>	144#
 UFOCN	Octagonal Table - Perfect Edge <ul style="list-style-type: none"> • Unitized all-steel frames provide superior stability and durability • KI's exclusive combination pneumatic lift assist and torsional energy storage system results in a controlled, effortless folding. Also holds tables in a teepee position for easy cleaning • Storage lock standard for added safety • Gravity lock stabilizes tables in the open position and eliminates possibility of tables folding unexpectedly • Safety lock engages in a semi-open position to halt downward opening movement • T-leg design furnishes maximum leg room and seating capacity • Dimensions include overall depth and width of table • Ideal for multi-purpose seating 	Black frame 60"	UFOC5/PR/BL	<input type="checkbox"/>	<input type="checkbox"/>	144#
		Chrome frame 60"	UFOC5/PR/CH	<input type="checkbox"/>	<input type="checkbox"/>	144#

A

B

C

HOW TO ORDER

Indicate the following information on order form:

1. Quantity of each item.
2. Model number, including options. See "How To Build a Model Number".
3. Any special service required.

Note: •The indicates that a choice is required.
 •The absence of the indicates that no choice is required.

HOW TO BUILD A MODEL NUMBER

- A** Select basic model.
 Basic model includes base no. of table with codes for length of table, edge treatment and frame finish.
- B** Select height.
 27 = 27" high
 29 = 29" high
- C** Select surface finish.
 Refer to color addendum at ki.com or in KI Price List or KI Fabrics & Finishes binder. Surface finish offerings are based on edge style selections.

FINISH INFORMATION

Additional Laminate Offering

Additional laminates are available with two weeks extended leadtime and a \$44 per table list upcharge. To specify additional laminates from the suppliers, use these designators followed by the supplier's color/pattern code:

Formica - LF/supplier's color pattern code
 Nevamar - LN/supplier's color pattern code
 Pionite - LP/supplier's color pattern code
 Wilsonart - LW/supplier's color pattern code

KI's standard finish is the supplier's recommended finish for that color/pattern.



Uniframe® Tables without Seating

Octagonal Table

Freight
Excluded
Pricing

\$ 803
830

\$ 938
962

SPECIAL SERVICES



Shipping

Shipped **assembled f.o.b. Green Bay, Wisconsin 54302** factory. Freight class #125.

Specifications and prices are subject to change without prior notice.

Uniframe® Tables without Seating

Round Stand-up Height Table

MODEL	Features	DIA	MODEL NUMBER			Approx. Packaged Weight
			Basic Model	Height	Surface Finish	
 <p>UFRDU</p> <p>Round Stand-up Height Table - Bullnose Edge</p> <ul style="list-style-type: none"> • Unitized all-steel frames provide superior stability and durability • KI's exclusive combination pneumatic lift assist and torsional energy storage system results in a controlled, effortless folding. Also holds tables in a teepee position for easy cleaning • Storage lock standard for added safety • Gravity lock stabilizes tables in the open position and eliminates possibility of tables folding unexpectedly • Safety lock engages in a semi-open position to halt downward opening movement • T-leg design furnishes maximum leg room and seating capacity 	Black frame	48"	UFSU4/BN/BL	42	<input type="checkbox"/> <input type="checkbox"/> <input type="checkbox"/>	109#
	Chrome frame	48"	UFSU4/BN/CH	42	<input type="checkbox"/> <input type="checkbox"/> <input type="checkbox"/>	109#
	Black frame	60"	UFSU5/BN/BL	42	<input type="checkbox"/> <input type="checkbox"/> <input type="checkbox"/>	129#
	Chrome frame	60"	UFSU5/BN/CH	42	<input type="checkbox"/> <input type="checkbox"/> <input type="checkbox"/>	129#
 <p>UFRDU</p> <p>Round Stand-up Height Table - Perfect Edge</p> <ul style="list-style-type: none"> • Unitized all-steel frames provide superior stability and durability • KI's exclusive combination pneumatic lift assist and torsional energy storage system results in a controlled, effortless folding. Also holds tables in a teepee position for easy cleaning • Storage lock standard for added safety • Gravity lock stabilizes tables in the open position and eliminates possibility of tables folding unexpectedly • Safety lock engages in a semi-open position to halt downward opening movement • T-leg design furnishes maximum leg room and seating capacity 	Black frame	48"	UFSU4/PR/BL	42	<input type="checkbox"/> <input type="checkbox"/> <input type="checkbox"/>	109#
	Chrome frame	48"	UFSU4/PR/CH	42	<input type="checkbox"/> <input type="checkbox"/> <input type="checkbox"/>	109#
	Black frame	60"	UFSU5/PR/BL	42	<input type="checkbox"/> <input type="checkbox"/> <input type="checkbox"/>	129#
	Chrome frame	60"	UFSU5/PR/CH	42	<input type="checkbox"/> <input type="checkbox"/> <input type="checkbox"/>	129#

A B C

HOW TO ORDER

Indicate the following information on order form:

1. Quantity of each item.
2. Model number, including options. See "How To Build a Model Number".
3. Any special service required.

Note: •The indicates that a choice is required.

- The absence of the indicates that no choice is required.

HOW TO BUILD A MODEL NUMBER

- A** Select basic model.
Basic model includes base no. of table with codes for length of table, edge treatment and frame finish.
- B** Select height.
42 = 42" high
- C** Select surface finish.
Refer to color addendum at ki.com or in KI Price List or KI Fabrics & Finishes binder. Surface finish offerings are based on edge style selections.

FINISH INFORMATION

Additional Laminate Offering

Additional laminates are available with two weeks extended leadtime and a \$44 per table list upcharge. To specify additional laminates from the suppliers, use these designators followed by the supplier's color/pattern code:

Formica - LF/supplier's color pattern code
Nevamar - LN/supplier's color pattern code
Pionite - LP/supplier's color pattern code
Wilsonart - LW/supplier's color pattern code

KI's standard finish is the supplier's recommended finish for that color/pattern.



Uniframe® Tables without Seating

Round Stand-up Height Table

Freight
Excluded
Pricing

\$ 817
837
859
878

\$ 941
962
981
999

SPECIAL SERVICES

Shipping

Shipped **assembled f.o.b. Green Bay, Wisconsin 54302** factory. Freight class #125.

Specifications and prices are subject to change without prior notice.

Uniframe® Wheelchair Accessible Tables with Seating

General Information




**Wheelchair Accessible Tables w/Benches
(WAUF12BE)**




**Wheelchair Accessible Tables w/Stools
(WAUF126)**

Features

Solid core top	•	•
High-pressure laminate surface	•	•
Bullnose edge (Flat vinyl T-edge)	•	•
Perfect Edge	•	•
31-3/4" height	•	•



Bullnose Edge



Perfect Edge (Lifetime Top Warranty)

SPECIFICATIONS

Lift Mechanism

Tables fold and open in one fluid motion, assisted by a combination of pneumatic cylinders and a torsional energy storage system. This combination ensures safety and ease of use through a controlled, effortless operation. Table stays in a teepee position for easy handling. Torsion-bar-only assists or spring assists are not to be used.

Tops and Benches

Table tops and benches are solid core warp-resistant construction. Center core is 5/8" thick 45# high-density particleboard. A .040 high-pressure laminate face is used for the top surface with a balanced high-pressure laminate backer for the bottom surface. Table tops are attached to the table frame with deep thread screws; expansion rivets are not to be used. Corners have a 1-1/2" radius.

Benches

Bench supports are robotically welded steel

construction of 14-gauge tubular frame with 6" square, heavy-duty 8-gauge steel plates welded to uprights. Benches are secured to steel plates with deep thread screws. There shall be three plates for each full bench. No field assembly required.

Stools

Stool supports are robotically welded steel construction consisting of a 14-gauge tubular frame with 6" square, heavy-duty 8-gauge steel plates welded to uprights. Poly stools are attached to the steel plate with deep thread screws. Thermoset hard plastic stools are attached with carriage bolts. No field assembly required.

Stools are one of the following:

A. Poly: High-impact polypropylene stools of heavy-duty construction with ribs to reinforce points of stress. Edges are rolled for comfort and strength. Front is textured and color permeates stool. White marks may occur on the stool top at attachment points but do not alter the structural integrity of the table or stool.

Stool is 13" diameter.

B. Thermoset Hard Plastic: Highly durable thermoset hard plastic stool seats of molded melamine and wood flour mixture are available. Seats are scratch resistant with color permeating through seat. Stool is 13" diameter.

Edges

Table top and bench edges are finished in one of the following:

A. Bullnose edge: (Flat vinyl T-edge) Edges are banded with an abrasion-resistant black vinyl bullnose molding. The barbed "T" design is inserted into a routed groove in the solid particleboard top and held in place with nails driven from the underside, spaced approximately 8-10" apart.

B. Perfect Edge: Made of 1/4" thick by 3/4" high cast black polyurethane. The Perfect Edge is mechanically and chemically bonded to the table core and chemically bonded to the

laminate surface edge, providing a superior, permanently sealed barrier to moisture, dirt and bacteria penetration.

Frames

Table frames are fabricated using a welded unitized construction, integrating all structural steel members into a self-supporting unit. The table top support apron is 11-gauge channel steel, pierced to securely anchor the tops. End leg and center leg assemblies are robotically wire-welded. Horizontal and vertical tubing is 1-1/4" OD 14-gauge steel. Hinge plates are 7-gauge steel. Stretcher bars are 3/4" x 1-1/2" 14-gauge oval steel tubing. All legs operate from the unitized frame, not the table top.

Frame Finish

Frame finish is one of the following:

A. Powder-Coated Finish: Epoxy powder coating is electrostatically applied. The dry coating is fused and cured in a baking oven to form a smooth, continuous film. Finish is



Uniframe® Wheelchair Accessible Tables with Seating

General Information

chemical-resistant, hard, tough and chip/mar-resistant. Standard finish is black.

B. Chrome Finish: Bright and semi-bright duplex nickel chrome is applied to the frame in a twenty-two step process, creating a superior surface finish that is extremely resistant to staining, scuffing, scratching and corrosion.

Locks

Gravity lock constructed of 3/8" solid steel rods engages automatically into slots in apron hinge, eliminating the possibility of folding unexpectedly. KI's exclusive storage lock is spring loaded for automatic engagement and semi-concealed to prevent accidental release. Release of gravity and storage locks is possible from either side of the table.

Casters

Large 4" diameter heavy-duty hard rubber swivel casters provide easy and safe maneuverability. When the table is in use, casters lift off the floor to prevent table from rolling. To avoid tripping hazards, casters do not extend

beyond the end of the bench unit or outermost stool when in the open position. Tamper-resistant caster covers are used to prevent the trapping of dirt, dust or food. Casters are self-lubricating.

Glides

For increased surface area and durability, non-marring 1.25" x 12" glides made of ABS plastic material are standard. Set of four per table.

General

Tables ship fully assembled. Tables are listed with Underwriters Laboratories in compliance with testing for public safety (Mobile Folding Tables).

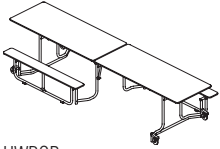
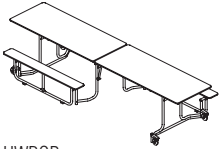
INFORMATION

Warranty

See Terms for general information.

Uniframe® Wheelchair Accessible Tables with Seating

Rectangular Table with Benches

MODEL	Features	D x W	MODEL NUMBER				Approx. Packaged Weight
			Basic Model	Height	Surface Finish	Bench Surface	
 <p>UWRCB</p> <p>Wheelchair Accessible Rectangular Table with Benches - Bullnose Edge</p> <ul style="list-style-type: none"> • Height to top of surface is 31-3/4" • 31" clearance from floor to underside of table • Full bench • Storage lock standard for added safety • Gravity lock stabilizes tables in the open position and eliminates possibility of tables folding unexpectedly • Listed to applicable UL standards and requirements Underwriters Laboratories, Inc • Dimensions include overall depth and width of table and seating 	Black frame	56 1/2 x 139 1/2"	WAUF12BE/BN/BL	31	<input type="checkbox"/> <input type="checkbox"/> <input type="checkbox"/>	<input type="checkbox"/> <input type="checkbox"/> <input type="checkbox"/> <input type="checkbox"/>	339#
	Chrome frame	56 1/2 x 139 1/2"	WAUF12BE/BN/CH	31	<input type="checkbox"/> <input type="checkbox"/> <input type="checkbox"/>	<input type="checkbox"/> <input type="checkbox"/> <input type="checkbox"/> <input type="checkbox"/>	339#
 <p>UWRCB</p> <p>Wheelchair Accessible Rectangular Table with Benches - Perfect Edge</p> <ul style="list-style-type: none"> • Height to top of surface is 31-3/4" • 31" clearance from floor to underside of table • Full bench • Storage lock standard for added safety • Gravity lock stabilizes tables in the open position and eliminates possibility of tables folding unexpectedly • Listed to applicable UL standards and requirements Underwriters Laboratories, Inc • Dimensions include overall depth and width of table and seating 	Black frame	56 1/2 x 139 1/2"	WAUF12BE/PR/BL	31	<input type="checkbox"/> <input type="checkbox"/> <input type="checkbox"/>	<input type="checkbox"/> <input type="checkbox"/> <input type="checkbox"/> <input type="checkbox"/>	339#
	Chrome frame	56 1/2 x 139 1/2"	WAUF12BE/PR/CH	31	<input type="checkbox"/> <input type="checkbox"/> <input type="checkbox"/>	<input type="checkbox"/> <input type="checkbox"/> <input type="checkbox"/> <input type="checkbox"/>	339#

A

B

C

D

HOW TO ORDER

Indicate the following information on order form:

1. Quantity of each item.
2. Model number, including options. See "How To Build a Model Number".
3. Any special service required.

Note: •The indicates that a choice is required.

- The absence of the indicates that no choice is required.

HOW TO BUILD A MODEL NUMBER

- A** Select basic model.
Basic model includes base no. of table with codes for length of table, edge treatment and frame finish.
- B** Select height.
31 = 31" high
- C** Select surface finish.
Refer to color addendum at ki.com or in KI Price List or KI Fabrics & Finishes binder. Surface finish offerings are based on edge style selections.
- D** Select bench surface finish.
Refer to color addendum at ki.com or in KI Price List or KI Fabrics & Finishes binder.

FINISH INFORMATION

Additional Laminate Offering

Additional laminates are available with two weeks extended leadtime and a \$44 per table list upcharge. To specify additional laminates from the suppliers, use these designators followed by the supplier's color/pattern code:

Formica - LF/supplier's color pattern code
Nevamar - LN/supplier's color pattern code
Pionite - LP/supplier's color pattern code
Wilsonart - LW/supplier's color pattern code

KI's standard finish is the supplier's recommended finish for that color/pattern. When additional laminates are specified, top surface and bench surface are the same.



Uniframe® Wheelchair Accessible Tables with Seating

Rectangular Table with Benches

Freight
Excluded
Pricing

\$ 1526

1633

\$ 1866

1972

SPECIAL SERVICES

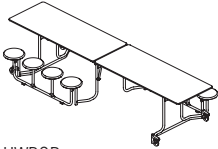
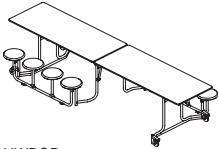
Shipping

Shipped **assembled f.o.b. Green Bay, Wisconsin 54302** factory. Freight class #200.

Specifications and prices are subject to change without prior notice.

Uniframe® Wheelchair Accessible Tables with Seating

Rectangular Table with Stool Seats

MODEL	Features	D x W	MODEL NUMBER				Approx. Packaged Weight
			Basic Model	Height	Surface Finish	Stool Color	
 <p>UWRCP</p> <p>WA Rectangular Table with Stool Seats - Polypropylene - Bullnose Edge</p> <ul style="list-style-type: none"> • Height to top of surface is 31-3/4" • 31" clearance from floor to underside of table • Polypropylene stool seats • Storage lock standard for added safety • Gravity lock stabilizes tables in the open position and eliminates possibility of tables folding unexpectedly • Listed to applicable UL standards and requirements Underwriters Laboratories, Inc • Dimensions include overall depth and width of table and seating 	Black frame	60 1/2 x 139 1/2"	WAUF126/BN/BL/PY	31	<input type="checkbox"/> <input type="checkbox"/> <input type="checkbox"/>	<input type="checkbox"/> <input type="checkbox"/> <input type="checkbox"/>	326#
	Chrome frame	60 1/2 x 139 1/2"	WAUF126/BN/CH/PY	31	<input type="checkbox"/> <input type="checkbox"/> <input type="checkbox"/>	<input type="checkbox"/> <input type="checkbox"/> <input type="checkbox"/>	326#
	Black frame	60 1/2 x 139 1/2"	WAUF128/BN/BL/PY	31	<input type="checkbox"/> <input type="checkbox"/> <input type="checkbox"/>	<input type="checkbox"/> <input type="checkbox"/> <input type="checkbox"/>	336#
	Chrome frame	60 1/2 x 139 1/2"	WAUF128/BN/CH/PY	31	<input type="checkbox"/> <input type="checkbox"/> <input type="checkbox"/>	<input type="checkbox"/> <input type="checkbox"/> <input type="checkbox"/>	336#
 <p>UWRCP</p> <p>WA Rectangular Table with Stool Seats - Polypropylene - Perfect Edge</p> <ul style="list-style-type: none"> • Height to top of surface is 31-3/4" • 31" clearance from floor to underside of table • Polypropylene stool seats • Storage lock standard for added safety • Gravity lock stabilizes tables in the open position and eliminates possibility of tables folding unexpectedly • Listed to applicable UL standards and requirements Underwriters Laboratories, Inc • Dimensions include overall depth and width of table and seating 	Black frame	60 1/2 x 139 1/2"	WAUF126/PR/BL/PY	31	<input type="checkbox"/> <input type="checkbox"/> <input type="checkbox"/>	<input type="checkbox"/> <input type="checkbox"/> <input type="checkbox"/>	326#
	Chrome frame	60 1/2 x 139 1/2"	WAUF126/PR/CH/PY	31	<input type="checkbox"/> <input type="checkbox"/> <input type="checkbox"/>	<input type="checkbox"/> <input type="checkbox"/> <input type="checkbox"/>	326#
	Black frame	60 1/2 x 139 1/2"	WAUF128/PR/BL/PY	31	<input type="checkbox"/> <input type="checkbox"/> <input type="checkbox"/>	<input type="checkbox"/> <input type="checkbox"/> <input type="checkbox"/>	336#
	Chrome frame	60 1/2 x 139 1/2"	WAUF128/PR/CH/PY	31	<input type="checkbox"/> <input type="checkbox"/> <input type="checkbox"/>	<input type="checkbox"/> <input type="checkbox"/> <input type="checkbox"/>	336#
			A	B	C	D	

HOW TO ORDER

Indicate the following information on order form:

1. Quantity of each item.
2. Model number, including options. See "How To Build a Model Number".
3. Any special service required.

Note: • The indicates that a choice is required.
• The absence of the indicates that no choice is required.

HOW TO BUILD A MODEL NUMBER

- A** Select basic model.
Basic model includes base no. of table with codes for length of table, number of stools, edge treatment, frame finish and stool material.
- B** Select height.
31 = 31" high
- C** Select surface finish.
Refer to color addendum at ki.com or in KI Price List or KI Fabrics & Finishes binder. Surface finish offerings are based on edge style selections.
- D** Select stool color - Polypropylene (PY).
Refer to color addendum at ki.com or in KI Price List or KI Fabrics & Finishes binder.

INFORMATION

Polypropylene Stool

High-impact polypropylene stools of heavy-duty construction, with ribs, reinforce points of stress. Edges are rolled for comfort and strength. Front is textured and color permeates stool. White marks may occur on the stool top at attachment points but do not alter the structural integrity of the table or stool. Stool is 13" diameter and fastens with screws.

FINISH INFORMATION

Additional Laminate Offering

Additional laminates are available with two weeks extended leadtime and a \$44 per table list upcharge. To specify additional laminates from the suppliers, use these designators followed by the supplier's color/pattern code:

Formica - LF/supplier's color pattern code
Nevamar - LN/supplier's color pattern code
Pionite - LP/supplier's color pattern code
Wilsonart - LW/supplier's color pattern code

KI's standard finish is the supplier's recommended finish for that color/pattern.



Uniframe® Wheelchair Accessible Tables with Seating

Rectangular Table with Stool Seats

Freight
Excluded
Pricing

\$ 1750

1872

1813

1934

\$ 1927

2052

1995

2117

SPECIAL SERVICES

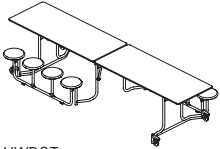
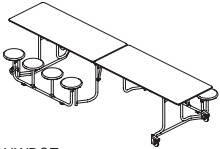
Shipping

Shipped **assembled f.o.b. Green Bay, Wisconsin 54302** factory. Freight class #200.

Specifications and prices are subject to change without prior notice.

Uniframe® Wheelchair Accessible Tables with Seating

Rectangular Table with Stool Seats

MODEL	Features	D x W	MODEL NUMBER				Approx. Packaged Weight
			Basic Model	Height	Surface Finish	Stool Color	
 <p>UWRCT</p> <p>WA Rectangular Table w/Stools - Thermoset Hard Plastic - Bullnose Edge</p> <ul style="list-style-type: none"> • Height to top of surface is 31-3/4" • 31" clearance from floor to underside of table • Thermoset Hard Plastic stool seats • Storage lock standard for added safety • Gravity lock stabilizes tables in the open position and eliminates possibility of tables folding unexpectedly • Listed to applicable UL standards and requirements Underwriters Laboratories, Inc • Dimensions include overall depth and width of table and seating 	Black frame	60 1/2 x 139 1/2"	WAUF126/BN/BL/CX	31	<input type="checkbox"/> <input type="checkbox"/> <input type="checkbox"/>	<input type="checkbox"/> <input type="checkbox"/> <input type="checkbox"/>	336#
	Chrome frame	60 1/2 x 139 1/2"	WAUF126/BN/CH/CX	31	<input type="checkbox"/> <input type="checkbox"/> <input type="checkbox"/>	<input type="checkbox"/> <input type="checkbox"/> <input type="checkbox"/>	336#
	Black frame	60 1/2 x 139 1/2"	WAUF128/BN/BL/CX	31	<input type="checkbox"/> <input type="checkbox"/> <input type="checkbox"/>	<input type="checkbox"/> <input type="checkbox"/> <input type="checkbox"/>	346#
	Chrome frame	60 1/2 x 139 1/2"	WAUF128/BN/CH/CX	31	<input type="checkbox"/> <input type="checkbox"/> <input type="checkbox"/>	<input type="checkbox"/> <input type="checkbox"/> <input type="checkbox"/>	346#
 <p>UWRCT</p> <p>WA Rectangular Table w/Stools - Thermoset Hard Plastic - Perfect Edge</p> <ul style="list-style-type: none"> • Height to top of surface is 31-3/4" • 31" clearance from floor to underside of table • Thermoset Hard Plastic stool seats • Storage lock standard for added safety • Gravity lock stabilizes tables in the open position and eliminates possibility of tables folding unexpectedly • Listed to applicable UL standards and requirements Underwriters Laboratories, Inc • Dimensions include overall depth and width of table and seating 	Black frame	60 1/2 x 139 1/2"	WAUF126/PR/BL/CX	31	<input type="checkbox"/> <input type="checkbox"/> <input type="checkbox"/>	<input type="checkbox"/> <input type="checkbox"/> <input type="checkbox"/>	336#
	Chrome frame	60 1/2 x 139 1/2"	WAUF126/PR/CH/CX	31	<input type="checkbox"/> <input type="checkbox"/> <input type="checkbox"/>	<input type="checkbox"/> <input type="checkbox"/> <input type="checkbox"/>	336#
	Black frame	60 1/2 x 139 1/2"	WAUF128/PR/BL/CX	31	<input type="checkbox"/> <input type="checkbox"/> <input type="checkbox"/>	<input type="checkbox"/> <input type="checkbox"/> <input type="checkbox"/>	346#
	Chrome frame	60 1/2 x 139 1/2"	WAUF128/PR/CH/CX	31	<input type="checkbox"/> <input type="checkbox"/> <input type="checkbox"/>	<input type="checkbox"/> <input type="checkbox"/> <input type="checkbox"/>	346#
				A	B	C	D

HOW TO ORDER

Indicate the following information on order form:

1. Quantity of each item.
2. Model number, including options. See "How To Build a Model Number".
3. Any special service required.

Note: •The indicates that a choice is required.
•The absence of the indicates that no choice is required.

HOW TO BUILD A MODEL NUMBER

- A** Select basic model.
Basic model includes base no. of table with codes for length of table, number of stools, edge treatment, frame finish and stool material.
- B** Select height.
31 = 31" high
- C** Select surface finish.
Refer to color addendum at ki.com or in KI Price List or KI Fabrics & Finishes binder. Surface finish offerings are based on edge style selections.
- D** Select stool color - Thermoset Hard Plastic (CX).
Refer to color addendum at ki.com or in KI Price List or KI Fabrics & Finishes binder.

FINISH INFORMATION

Additional Laminate Offering

Additional laminates are available with two weeks extended leadtime and a \$44 per table list upcharge. To specify additional laminates from the suppliers, use these designators followed by the supplier's color/pattern code:

Formica - LF/supplier's color pattern code
Nevamar - LN/supplier's color pattern code
Pionite - LP/supplier's color pattern code
Wilsonart - LW/supplier's color pattern code

KI's standard finish is the supplier's recommended finish for that color/pattern.



Uniframe® Wheelchair Accessible Tables with Seating

Rectangular Table with Stool Seats

Freight
Excluded
Pricing

\$ 1828

1952

1922

2044

\$ 2007

2132

2104

2225

SPECIAL SERVICES

Shipping

Shipped **assembled f.o.b. Green Bay, Wisconsin 54302** factory. Freight class #200.

Specifications and prices are subject to change without prior notice.

Uniframe® Wheelchair Accessible Tables without Seating

General Information



**WA Rectangular Table
(WAUFRT12)**



**WA Round Table
(WAUFRD5)**




**WA Oval Table
(WAUFOV66)**

Features


Solid core top	•	•	•
High-pressure laminate surface	•	•	•
Bullnose edge (Flat vinyl T-edge)	•	•	•
Perfect Edge	•	•	•
31-3/4" height	•	•	•



T-Style Leg



Bullnose Edge



Perfect Edge (Lifetime Top Warranty)

SPECIFICATIONS

Lift Mechanism

Rectangular tables fold and open in one fluid motion, assisted by a torsional energy storage system. This ensures safety and ease of use through a controlled, effortless operation. Table stays in a teepee position for easy handling.

Shaped tables fold in one fluid motion without pneumatic or torsional energy assistance. Safety lock engages in the semi-open position to halt downward movement. Safety lock can be released from either side of the table.

Tops

Table tops are of solid core warp-resistant construction. Center core is 5/8" thick 45# high-density particleboard. A .040 high-pressure laminate face is used for the top surface with a balanced high-pressure laminate backer for the bottom surface. Table tops are attached to the table frame with deep thread screws; expansion rivets are not to be used.

Corners have a 1-1/2" radius.

Edges

Table top and bench edges are finished in one of the following:

A. Bullnose edge: (Flat vinyl T-edge) Edges are banded with an abrasion-resistant black vinyl bullnose molding. The barbed "T" design is inserted into a routed groove in the solid particleboard top and held in place with nails driven from the underside, spaced approximately 8-10" apart.

B. Perfect Edge: Made of 1/4" thick by 3/4" high cast black polyurethane. The Perfect Edge is mechanically and chemically bonded to the table core and chemically bonded to the laminate surface edge, providing a superior, permanently sealed barrier to moisture, dirt and bacteria penetration.

Frames for Rectangular Tables without Seating

Table frames are fabricated using a welded

unitized construction, integrating all structural steel members into a self-supporting unit.

The table top support apron is 11-gauge channel steel, pierced to securely anchor the tops. End leg and center leg assemblies are robotically wire-welded. End leg weldment consists of 1" x 2" 14-gauge vertical tube, 1-1/4" round 14-gauge top tube and 1" x 2" 14-gauge bottom tube. Center leg weldment consists of 1" x 2" 14-gauge vertical tube, 1-1/4" round 14-gauge top tube and 1" round 14-gauge bottom tube. Center hinge plates are 7-gauge steel. Stretcher bars are 3/4" x 1-1/2" 14-gauge oval steel tubing. All legs operate from the unitized frame, not the table top.

Frames for Shaped Tables without Seating

Table frame is fabricated using a welded unitized construction, integrating all structural steel members into a self-supporting unit. The table top support apron is 11-gauge angle steel, pierced to securely anchor the tops. Leg weldments are robotically wire-welded.

Leg consists of 1" x 2" 14-gauge vertical tube and bottom tube, 1" round 14-gauge top tube and two support gussets for added strength. Center hinge plates are 7-gauge steel. Stretcher bars are 1" 7-gauge steel. All legs operate from the unitized frame, not the table top.

Frame Finish

Frame finish is one of the following:

A. Powder-Coated Finish: Epoxy powder coating is electrostatically applied. The dry coating is fused and cured in a baking oven to form a smooth, continuous film. Finish is chemical-resistant, hard, tough and chip/mar-resistant. Standard finish is black.

B. Chrome Finish: Bright and semi-bright duplex nickel chrome is applied to the frame in a twenty-two step process, creating a superior surface finish that is extremely resistant to staining, scuffing, scratching and corrosion.



Uniframe® Wheelchair Accessible Tables without Seating

General Information



**WA Square Table
(WAUFSQ4)**



**WA Hexagonal Table
(WAUFHX4)**



**WA Octagonal Table
(WAUFOC5)**

Features

Solid core top	•	•	•
High-pressure laminate surface	•	•	•
Bullnose edge (Flat vinyl T-edge)	•	•	•
Perfect Edge	•	•	•
31-3/4" height	•	•	•

Locks for Rectangular Tables

Gravity lock constructed of 3/8" solid steel rods engages automatically into slots in apron hinge, eliminating the possibility of folding unexpectedly. KI's exclusive storage lock is spring loaded for automatic engagement and semi-concealed to prevent accidental release. Release of gravity and storage locks is possible from either side of the table.

Locks for Shaped Tables

Gravity lock with spring assist constructed of 3/8" solid steel rods engages automatically into slots in apron hinge, eliminating the possibility of folding unexpectedly. Safety lock engages in a semi-open position to halt downward opening movement. Release of gravity lock is possible from either side of the table.

Casters

Large 4" diameter heavy-duty hard rubber swivel casters provide easy and safe maneuverability. When table is in use, casters lift off the floor to prevent table from rolling. To

avoid tripping hazards, casters do not extend beyond the outer edge of table top when table is in the open position. Casters are self-lubricating.

Glides

For increased surface area and durability, non-marring 1.25" x 12" glides made of ABS plastic material are standard. Set of four per table.

General

Tables ship fully assembled. Rectangular tables without seating shall be listed with Underwriters Laboratories in compliance with testing for public safety (Mobile Folding Tables).

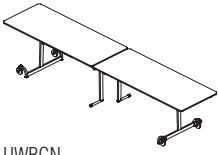
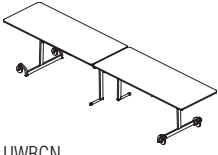
INFORMATION

Warranty

See Terms for general information.

Uniframe® Wheelchair Accessible Tables without Seating

Rectangular Tables

MODEL	Features	D x W	MODEL NUMBER			Approx. Packaged Weight
			Basic Model	Height	Surface Finish	
 <p>UWRCN</p> <p>Wheelchair Accessible Rectangular Tables - Bullnose Edge</p> <ul style="list-style-type: none"> • Storage lock standard for added safety • Gravity lock stabilizes tables in the open position and eliminates possibility of tables folding unexpectedly • Listed to applicable UL standards and requirements Underwriters Laboratories, Inc • T-leg design furnishes maximum leg room and seating capacity • Height to top of surface is 31-3/4" • 31" clearance from floor to underside of table 	Black frame	29 1/2 x 96"	WAUFRT08/BN/BL	31	<input type="checkbox"/> <input type="checkbox"/> <input type="checkbox"/>	170#
	Chrome frame	29 1/2 x 96"	WAUFRT08/BN/CH	31	<input type="checkbox"/> <input type="checkbox"/> <input type="checkbox"/>	170#
	Black frame	29 1/2 x 120"	WAUFRT10/BN/BL	31	<input type="checkbox"/> <input type="checkbox"/> <input type="checkbox"/>	193#
	Chrome frame	29 1/2 x 120"	WAUFRT10/BN/CH	31	<input type="checkbox"/> <input type="checkbox"/> <input type="checkbox"/>	193#
	Black frame	29 1/2 x 139 1/2"	WAUFRT12/BN/BL	31	<input type="checkbox"/> <input type="checkbox"/> <input type="checkbox"/>	215#
	Chrome frame	29 1/2 x 139 1/2"	WAUFRT12/BN/CH	31	<input type="checkbox"/> <input type="checkbox"/> <input type="checkbox"/>	215#
 <p>UWRCN</p> <p>Wheelchair Accessible Rectangular Tables - Perfect Edge</p> <ul style="list-style-type: none"> • Storage lock standard for added safety • Gravity lock stabilizes tables in the open position and eliminates possibility of tables folding unexpectedly • Listed to applicable UL standards and requirements Underwriters Laboratories, Inc • T-leg design furnishes maximum leg room and seating capacity • Height to top of surface is 31-3/4" • 31" clearance from floor to underside of table 	Black frame	29 1/2 x 96"	WAUFRT08/PR/BL	31	<input type="checkbox"/> <input type="checkbox"/> <input type="checkbox"/>	170#
	Chrome frame	29 1/2 x 96"	WAUFRT08/PR/CH	31	<input type="checkbox"/> <input type="checkbox"/> <input type="checkbox"/>	170#
	Black frame	29 1/2 x 120"	WAUFRT10/PR/BL	31	<input type="checkbox"/> <input type="checkbox"/> <input type="checkbox"/>	193#
	Chrome frame	29 1/2 x 120"	WAUFRT10/PR/CH	31	<input type="checkbox"/> <input type="checkbox"/> <input type="checkbox"/>	193#
	Black frame	29 1/2 x 139 1/2"	WAUFRT12/PR/BL	31	<input type="checkbox"/> <input type="checkbox"/> <input type="checkbox"/>	215#
	Chrome frame	29 1/2 x 139 1/2"	WAUFRT12/PR/CH	31	<input type="checkbox"/> <input type="checkbox"/> <input type="checkbox"/>	215#

A

B

C

HOW TO ORDER

Indicate the following information on order form:

1. Quantity of each item.
2. Model number, including options. See "How To Build a Model Number".
3. Any special service required.

Note: •The indicates that a choice is required.

- The absence of the indicates that no choice is required.

HOW TO BUILD A MODEL NUMBER

- A** Select basic model.
Basic model includes base no. of table with codes for length of table, edge treatment and frame finish.
- B** Select height.
31 = 31" high
- C** Select surface finish.
Refer to color addendum at ki.com or in KI Price List or KI Fabrics & Finishes binder. Surface finish offerings are based on edge style selections. See addendum for laminates available with additional lead time. No upcharge.

FINISH INFORMATION

Additional Laminate Offering

Additional laminates are available with two weeks extended leadtime and a \$44 per table list upcharge. To specify additional laminates from the suppliers, use these designators followed by the supplier's color/pattern code:

Formica - LF/supplier's color pattern code
Nevamar - LN/supplier's color pattern code
Pionite - LP/supplier's color pattern code
Wilsonart - LW/supplier's color pattern code

KI's standard finish is the supplier's recommended finish for that color/pattern.



Uniframe® Wheelchair Accessible Tables without Seating

Rectangular Tables

Freight
Excluded
Pricing

\$ 888
986
973
1028
1069
1114

\$ 1062
1160
1112
1170
1211
1257

SPECIAL SERVICES



Shipping

Shipped **assembled f.o.b. Green Bay, Wisconsin 54302** factory. Freight class #125.

Specifications and prices are subject to change without prior notice.

Uniframe® Wheelchair Accessible Tables without Seating

Round Tables

MODEL	Features	DIA	MODEL NUMBER			Approx. Packaged Weight
			Basic Model	Height	Surface Finish	
 UWRDN Wheelchair Accessible Round Tables - Bullnose Edge <ul style="list-style-type: none"> • Storage lock standard for added safety • Gravity lock stabilizes tables in the open position and eliminates possibility of tables folding unexpectedly • Safety lock engages in a semi-open position to halt downward opening movement • T-leg design furnishes maximum leg room and seating capacity • Height to top of surface is 31-3/4" • 31" clearance from floor to underside of table 	Black frame	48"	WAUFRD4/BN/BL	31	<input type="checkbox"/> <input type="checkbox"/> <input type="checkbox"/>	89#
	Chrome frame	48"	WAUFRD4/BN/CH	31	<input type="checkbox"/> <input type="checkbox"/> <input type="checkbox"/>	89#
	Black frame	60"	WAUFRD5/BN/BL	31	<input type="checkbox"/> <input type="checkbox"/> <input type="checkbox"/>	115#
	Chrome frame	60"	WAUFRD5/BN/CH	31	<input type="checkbox"/> <input type="checkbox"/> <input type="checkbox"/>	115#
	Black frame	72"	WAUFRD6/BN/BL	31	<input type="checkbox"/> <input type="checkbox"/> <input type="checkbox"/>	149#
	Chrome frame	72"	WAUFRD6/BN/CH	31	<input type="checkbox"/> <input type="checkbox"/> <input type="checkbox"/>	149#
 UWRDN Wheelchair Accessible Round Tables - Perfect Edge <ul style="list-style-type: none"> • Storage lock standard for added safety • Gravity lock stabilizes tables in the open position and eliminates possibility of tables folding unexpectedly • Safety lock engages in a semi-open position to halt downward opening movement • T-leg design furnishes maximum leg room and seating capacity • Height to top of surface is 31-3/4" • 31" clearance from floor to underside of table 	Black frame	48"	WAUFRD4/PR/BL	31	<input type="checkbox"/> <input type="checkbox"/> <input type="checkbox"/>	89#
	Chrome frame	48"	WAUFRD4/PR/CH	31	<input type="checkbox"/> <input type="checkbox"/> <input type="checkbox"/>	89#
	Black frame	60"	WAUFRD5/PR/BL	31	<input type="checkbox"/> <input type="checkbox"/> <input type="checkbox"/>	115#
	Chrome frame	60"	WAUFRD5/PR/CH	31	<input type="checkbox"/> <input type="checkbox"/> <input type="checkbox"/>	115#
	Black frame	72"	WAUFRD6/PR/BL	31	<input type="checkbox"/> <input type="checkbox"/> <input type="checkbox"/>	149#
	Chrome frame	72"	WAUFRD6/PR/CH	31	<input type="checkbox"/> <input type="checkbox"/> <input type="checkbox"/>	149#

A

B

C

HOW TO ORDER

Indicate the following information on order form:

1. Quantity of each item.
2. Model number, including options. See "How To Build a Model Number".
3. Any special service required.

Note: • The indicates that a choice is required.

- The absence of the indicates that no choice is required.

HOW TO BUILD A MODEL NUMBER

- A** Select basic model.
Basic model includes base no. of table with codes for length of table, edge treatment and frame finish.
- B** Select height.
31 = 31" high
- C** Select surface finish.
Refer to color addendum at ki.com or in KI Price List or KI Fabrics & Finishes binder. Surface finish offerings are based on edge style selections. See addendum for laminates available with additional lead time. No upcharge.

FINISH INFORMATION

Additional Laminate Offering

Additional laminates are available with two weeks extended leadtime and a \$44 per table list upcharge. To specify additional laminates from the suppliers, use these designators followed by the supplier's color/pattern code:

Formica - LF/supplier's color pattern code
Nevamar - LN/supplier's color pattern code
Pionite - LP/supplier's color pattern code
Wilsonart - LW/supplier's color pattern code

KI's standard finish is the supplier's recommended finish for that color/pattern.



Uniframe® Wheelchair Accessible Tables without Seating

Round Tables

Freight
Excluded
Pricing

\$ 746

768

792

813

1061

1081

\$ 877

899

921

940

1304

1324

SPECIAL SERVICES



Shipping

Shipped **assembled f.o.b. Green Bay, Wisconsin 54302** factory. Freight class #125.

Specifications and prices are subject to change without prior notice.

Uniframe® Wheelchair Accessible Tables without Seating

Oval Tables

MODEL	Features	D x L	MODEL NUMBER			Approx. Packaged Weight
			Basic Model	Height	Surface Finish	
 UWOVN	Wheelchair Accessible Oval Table - Bullnose Edge <ul style="list-style-type: none"> Storage lock standard for added safety Gravity lock stabilizes tables in the open position and eliminates possibility of tables folding unexpectedly Safety lock engages in a semi-open position to halt downward opening movement T-leg design furnishes maximum leg room and seating capacity Height to top of surface is 31-3/4" 31" clearance from floor to underside of table 	Black frame 60 x 66"	WAUFOV66/BN/BL	31	<input type="checkbox"/> <input type="checkbox"/> <input type="checkbox"/>	132#
		Chrome frame 60 x 66"	WAUFOV66/BN/CH	31	<input type="checkbox"/> <input type="checkbox"/> <input type="checkbox"/>	132#
		Black frame 60 x 72"	WAUFOV72/BN/BL	31	<input type="checkbox"/> <input type="checkbox"/> <input type="checkbox"/>	140#
		Chrome frame 60 x 72"	WAUFOV72/BN/CH	31	<input type="checkbox"/> <input type="checkbox"/> <input type="checkbox"/>	140#
 UWOVN	Wheelchair Accessible Oval Table - Perfect Edge <ul style="list-style-type: none"> Storage lock standard for added safety Gravity lock stabilizes tables in the open position and eliminates possibility of tables folding unexpectedly Safety lock engages in a semi-open position to halt downward opening movement T-leg design furnishes maximum leg room and seating capacity Height to top of surface is 31-3/4" 31" clearance from floor to underside of table 	Black frame 60 x 66"	WAUFOV66/PR/BL	31	<input type="checkbox"/> <input type="checkbox"/> <input type="checkbox"/>	132#
		Chrome frame 60 x 66"	WAUFOV66/PR/CH	31	<input type="checkbox"/> <input type="checkbox"/> <input type="checkbox"/>	132#
		Black frame 60 x 72"	WAUFOV72/PR/BL	31	<input type="checkbox"/> <input type="checkbox"/> <input type="checkbox"/>	140#
		Chrome frame 60 x 72"	WAUFOV72/PR/CH	31	<input type="checkbox"/> <input type="checkbox"/> <input type="checkbox"/>	140#

A

B

C

HOW TO ORDER

Indicate the following information on order form:

- Quantity of each item.
- Model number, including options. See "How To Build a Model Number".
- Any special service required.

Note: • The indicates that a choice is required.
• The absence of the indicates that no choice is required.

HOW TO BUILD A MODEL NUMBER

- A** Select basic model.
Basic model includes base no. of table with codes for length of table, edge treatment and frame finish.
- B** Select height.
31 = 31" high
- C** Select surface finish.
Refer to color addendum at ki.com or in KI Price List or KI Fabrics & Finishes binder. Surface finish offerings are based on edge style selections. See addendum for laminates available with additional lead time. No upcharge.

FINISH INFORMATION

Additional Laminate Offering

Additional laminates are available with two weeks extended leadtime and a \$44 per table list upcharge. To specify additional laminates from the suppliers, use these designators followed by the supplier's color/pattern code:

Formica - LF/supplier's color pattern code
Nevamar - LN/supplier's color pattern code
Pionite - LP/supplier's color pattern code
Wilsonart - LW/supplier's color pattern code

KI's standard finish is the supplier's recommended finish for that color/pattern.



Uniframe® Wheelchair Accessible Tables without Seating

Oval Tables

Freight
Excluded
Pricing

\$ 928
949
967
986

\$ 1106
1127
1164
1185

SPECIAL SERVICES



Shipping

Shipped **assembled f.o.b. Green Bay, Wisconsin 54302** factory. Freight class #125.

Specifications and prices are subject to change without prior notice.

Uniframe® Wheelchair Accessible Tables without Seating

Square Tables

MODEL	Features	D x L	MODEL NUMBER			Approx. Packaged Weight
			Basic Model	Height	Surface Finish	
 UWSQN	Wheelchair Accessible Square Table - Bullnose Edge <ul style="list-style-type: none"> Storage lock standard for added safety Gravity lock stabilizes tables in the open position and eliminates possibility of tables folding unexpectedly Safety lock engages in a semi-open position to halt downward opening movement T-leg design furnishes maximum leg room and seating capacity Height to top of surface is 31-3/4" 31" clearance from floor to underside of table 	Black frame 48 x 48"	WAUFSQ4/BN/BL	31	<input type="checkbox"/> <input type="checkbox"/> <input type="checkbox"/>	102#
		Chrome frame 48 x 48"	WAUFSQ4/BN/CH	31	<input type="checkbox"/> <input type="checkbox"/> <input type="checkbox"/>	102#
 UWSQN	Wheelchair Accessible Square Table - Perfect Edge <ul style="list-style-type: none"> Storage lock standard for added safety Gravity lock stabilizes tables in the open position and eliminates possibility of tables folding unexpectedly Safety lock engages in a semi-open position to halt downward opening movement T-leg design furnishes maximum leg room and seating capacity Height to top of surface is 31-3/4" 31" clearance from floor to underside of table 	Black frame 48 x 48"	WAUFSQ4/PR/BL	31	<input type="checkbox"/> <input type="checkbox"/> <input type="checkbox"/>	102#
		Chrome frame 48 x 48"	WAUFSQ4/PR/CH	31	<input type="checkbox"/> <input type="checkbox"/> <input type="checkbox"/>	102#

A

B

C

HOW TO ORDER

Indicate the following information on order form:

- Quantity of each item.
- Model number, including options. See "How To Build a Model Number".
- Any special service required.

Note: • The indicates that a choice is required.
 • The absence of the indicates that no choice is required.

HOW TO BUILD A MODEL NUMBER

- A** Select basic model.
 Basic model includes base no. of table with codes for length of table, edge treatment and frame finish.
- B** Select height.
31 = 31" high
- C** Select surface finish.
 Refer to color addendum at ki.com or in KI Price List or KI Fabrics & Finishes binder. Surface finish offerings are based on edge style selections. See addendum for laminates available with additional lead time. No upcharge.

FINISH INFORMATION

Additional Laminate Offering

Additional laminates are available with two weeks extended leadtime and a \$44 per table list upcharge. To specify additional laminates from the suppliers, use these designators followed by the supplier's color/pattern code:

Formica - LF/supplier's color pattern code
 Nevamar - LN/supplier's color pattern code
 Pionite - LP/supplier's color pattern code
 Wilsonart - LW/supplier's color pattern code

KI's standard finish is the supplier's recommended finish for that color/pattern.



Uniframe® Wheelchair Accessible Tables without Seating

Square Tables

Freight
Excluded
Pricing

\$ 712
737

\$ 840
864

SPECIAL SERVICES



Shipping

Shipped **assembled f.o.b. Green Bay, Wisconsin 54302** factory. Freight class #125.

Specifications and prices are subject to change without prior notice.

Uniframe® Wheelchair Accessible Tables without Seating

Hexagonal Tables

MODEL	Features	DIA	MODEL NUMBER			Approx. Packaged Weight
			Basic Model	Height	Surface Finish	
 UWHXN	Wheelchair Accessible Hexagonal Table - Bullnose Edge <ul style="list-style-type: none"> Storage lock standard for added safety Gravity lock stabilizes tables in the open position and eliminates possibility of tables folding unexpectedly Safety lock engages in a semi-open position to halt downward opening movement T-leg design furnishes maximum leg room and seating capacity Height to top of surface is 31-3/4" 31" clearance from floor to underside of table 	Black frame 48"	WAUFHX4/BN/BL	31	<input type="checkbox"/> <input type="checkbox"/> <input type="checkbox"/>	94#
		Chrome frame 48"	WAUFHX4/BN/CH	31	<input type="checkbox"/> <input type="checkbox"/> <input type="checkbox"/>	94#
 UWHXN	Wheelchair Accessible Hexagonal Table - Perfect Edge <ul style="list-style-type: none"> Storage lock standard for added safety Gravity lock stabilizes tables in the open position and eliminates possibility of tables folding unexpectedly Safety lock engages in a semi-open position to halt downward opening movement T-leg design furnishes maximum leg room and seating capacity Height to top of surface is 31-3/4" 31" clearance from floor to underside of table 	Black frame 48"	WAUFHX4/PR/BL	31	<input type="checkbox"/> <input type="checkbox"/> <input type="checkbox"/>	94#
		Chrome frame 48"	WAUFHX4/PR/CH	31	<input type="checkbox"/> <input type="checkbox"/> <input type="checkbox"/>	94#

A

B

C

HOW TO ORDER

Indicate the following information on order form:

- Quantity of each item.
- Model number, including options. See "How To Build a Model Number".
- Any special service required.

Note: •The indicates that a choice is required.
•The absence of the indicates that no choice is required.

HOW TO BUILD A MODEL NUMBER

- A** Select basic model.
Basic model includes base no. of table with codes for length of table, edge treatment and frame finish.
- B** Select height.
31 = 31" high
- C** Select surface finish.
Refer to color addendum at ki.com or in KI Price List or KI Fabrics & Finishes binder. Surface finish offerings are based on edge style selections. See addendum for laminates available with additional lead time. No upcharge.

FINISH INFORMATION

Additional Laminate Offering

Additional laminates are available with two weeks extended leadtime and a \$44 per table list upcharge. To specify additional laminates from the suppliers, use these designators followed by the supplier's color/pattern code:

Formica - LF/supplier's color pattern code
Nevamar - LN/supplier's color pattern code
Pionite - LP/supplier's color pattern code
Wilsonart - LW/supplier's color pattern code

KI's standard finish is the supplier's recommended finish for that color/pattern.



Uniframe® Wheelchair Accessible Tables without Seating

Hexagonal Tables

Freight
Excluded
Pricing

\$ 792
813

\$ 921
940

SPECIAL SERVICES



Shipping

Shipped **assembled f.o.b. Green Bay, Wisconsin 54302** factory. Freight class #125.

Specifications and prices are subject to change without prior notice.

Uniframe® Wheelchair Accessible Tables without Seating

Octagonal Tables

MODEL	Features	DIA	MODEL NUMBER			Approx. Packaged Weight
			Basic Model	Height	Surface Finish	
 UWOCN	Black frame	60"	WAUFOC5/BN/BL	31	<input type="checkbox"/> <input type="checkbox"/> <input type="checkbox"/>	140#
	Chrome frame	60"	WAUFOC5/BN/CH	31	<input type="checkbox"/> <input type="checkbox"/> <input type="checkbox"/>	140#
 UWOCN	Black frame	60"	WAUFOC5/PR/BL	31	<input type="checkbox"/> <input type="checkbox"/> <input type="checkbox"/>	140#
	Chrome frame	60"	WAUFOC5/PR/CH	31	<input type="checkbox"/> <input type="checkbox"/> <input type="checkbox"/>	140#

A

B

C

HOW TO ORDER

Indicate the following information on order form:

- Quantity of each item.
- Model number, including options. See "How To Build a Model Number".
- Any special service required.

Note: •The indicates that a choice is required.
•The absence of the indicates that no choice is required.

HOW TO BUILD A MODEL NUMBER

- A** Select basic model.
Basic model includes base no. of table with codes for length of table, edge treatment and frame finish.
- B** Select height.
31 = 31" high
- C** Select surface finish.
Refer to color addendum at ki.com or in KI Price List or KI Fabrics & Finishes binder. Surface finish offerings are based on edge style selections. See addendum for laminates available with additional lead time. No upcharge.

FINISH INFORMATION

Additional Laminate Offering

Additional laminates are available with two weeks extended leadtime and a \$44 per table list upcharge. To specify additional laminates from the suppliers, use these designators followed by the supplier's color/pattern code:

Formica - LF/supplier's color pattern code
Nevamar - LN/supplier's color pattern code
Pionite - LP/supplier's color pattern code
Wilsonart - LW/supplier's color pattern code

KI's standard finish is the supplier's recommended finish for that color/pattern.



Uniframe® Wheelchair Accessible Tables without Seating

Octagonal Tables

Freight
Excluded
Pricing

\$ 818
844

\$ 949
977

SPECIAL SERVICES

Shipping

Shipped **assembled f.o.b. Green Bay, Wisconsin 54302** factory. Freight class #125.

Specifications and prices are subject to change without prior notice.

Uniframe® Convertible Bench

General Information




Shown as Bench with Worksurface (UCB)



Shown as Bench with Back Support (UCB)

Features

Solid core top	•	•
High-pressure laminate surface	•	•
Bullnose edge (Flat vinyl T-edge)	•	•
Bench height 17"	•	•
Top height 29"	•	•
Open depth 29-1/2"	•	•



Bullnose Edge

SPECIFICATIONS

Tops/Backs and Benches

Tops/backs and benches are of solid core 3/4" thick warp-resistant construction. Center core is 45 PCF high-density particleboard. A .030 high-pressure laminate face is used for the top surface with a .030 high-pressure laminate backer for the bottom surface. Table tops and benches are attached to the table frame with deep thread screws; expansion rivets are not to be used. Corners have a 2-1/2" radius. Tops measure 14-3/4" wide by 3/4" thick by the length of the bench.

Edges

Table top and bench edges are finished with a bullnose edge. Edges are banded with an abrasion-resistant black vinyl bullnose molding. The barbed "T" design is inserted into a routed groove in the solid particleboard top and held in place with nails driven from the underside, spaced approximately 8-10" apart.

Frames

Table frames are fabricated using a welded unitized construction, integrating all structural steel members and the ganging mechanism into a self-supporting unit. The top/back support apron is 14-gauge bent and welded steel tubing, using double tube construction for leg support vertical and leg support bottom cross tube. The main pivot folding action is heavy-duty 14-gauge steel tubing coupled with thick 11-gauge saddles.

Frame Finish

Painted frame finish is non-chipping electrostatically applied and baked. Finish is black only.

Ganging Mechanism

Steel ganging mechanism is provided on all tables as standard, allowing two tables to be locked together into a common unit. Mechanism is located on each end under the top for ease of operation.

Bench Support Foot Caps

Bench support foot caps are non-marring rubber.

Casters

Large 4" diameter hard rubber swivel casters, two locking and two non-locking, provide easy and safe maneuverability.

General

Convertible benches ship knocked down in two boxes for customer assembly (unassembled). Benches are listed with Underwriters Laboratories in compliance with testing for public safety (Folding Rollaway Tables).



Uniframe® Convertible Bench

General Information



Shown as 2 Benches Ganged Together
(UCB-two units)



Shown as 2 Benches Nested Together
(UCB-two units)

Features

Solid core top	•	•
High-pressure laminate surface	•	•
Bullnose edge (Flat vinyl T-edge)	•	•
Folded height 33-1/4"		•
Folded depth 22"		•
Bench height 17"	•	
Top height 29"	•	

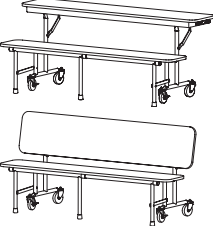
INFORMATION

Warranty

See Terms for general information.

Uniframe® Convertible Bench

Uniframe® Convertible Bench

MODEL	SIZE	MODEL NUMBER		Approx. Packaged Weight	
		Basic Model	Surface Finish		
 <p>Convertible Bench</p> <ul style="list-style-type: none"> • Tops/backs and seat tops are constructed of laminated surfaces with solid, high-density particleboard core • High-pressure laminates available in three colors • Black vinyl bullnose edge banding • Unitized all-steel frames provide superior stability and durability • Black frame finish • Wide wheel base and large 4" swivel casters permit easy and safe maneuverability • Non-marring rubber surface glides • Standard, built-in ganging mechanism • Available in 6' (72"), 7' (84") and 8' (96") lengths • Listed to applicable UL standards and requirements Underwriters Laboratories, Inc • Assembly required 	72"	UCB6	<input type="checkbox"/> <input type="checkbox"/> <input type="checkbox"/>	110#	
	84"	UCB7	<input type="checkbox"/> <input type="checkbox"/> <input type="checkbox"/>	120#	
	96"	UCB8	<input type="checkbox"/> <input type="checkbox"/> <input type="checkbox"/>	135#	

A

B

HOW TO ORDER

Indicate the following information on order form:

1. Quantity of each item.
2. Model number, including options. See "How To Build a Model Number".
3. Any special service required.

Note: •The indicates that a choice is required.
 •The absence of the indicates that no choice is required.

HOW TO BUILD A MODEL NUMBER

- A** Select basic model.
Basic model includes length of bench.
- B** Select surface finish.
Refer to color addendum at ki.com or in KI Price List or KI Fabrics & Finishes binder.



Uniframe® Convertible Bench

Uniframe® Convertible Bench

Freight
Excluded
Pricing

\$ 506
529
554

SPECIAL SERVICES

Shipping

Shipped **k.d.f.o.b. Tupelo, Mississippi 38804** factory. Freight class #85.

Specifications and prices are subject to change without prior notice.

Uniframe® Tables from KI


General Features and Benefits



Uniframe tables have ample doorway clearance and can be moved in the safe, closed and locked position through standard door openings.




For safety and convenience, the storage lock engages automatically when the table is folded and can't move out of correct alignment like competitors' tables can. The lock release is easily accessible from either side of the table without a long reach under the unit.



Textured polypropylene stool seats are standard or choose the Thermoset Hard Plastic option. Thermoset Hard Plastic provides the ultimate seat for lasting appearance and cleaning simplicity.



Uniframe rectangular tables provide sufficient clearance between top halves to prevent fingers from being caught or pinched. Pinch-free center hinges also assure safe operation.



KI's unique design stores stool seats parallel to the tabletop, discouraging children from climbing and minimizing dust build-up during storage.



Split benches have a generous 4 1/2" clearance between seats for greater comfort and easy access.



Uniframe® Tables from KI

General Features and Benefits



T-legs increase knee room and seating capacity around the table and eliminate the need to straddle table leg uprights.



KI's exclusive combination pneumatic lift assist and torsional energy storage system results in a controlled, effortless folding operation. So much so, these tables are the easiest to operate...bar none!



Uniframe rectangular tables automatically stay in a teepee (semi-folded) position for safe, fast and easy floor cleaning. Just lift slightly, clean and push back down.



For non-rectangular units the semi-open safety lock prevents injury from downward opening by keeping the table in a semi-open position until fingers are out of the way.



KI attaches stools to a heavy, 8-gauge, metal plate before shipping. This provides greater strength, durability and stability than the competitors' plastic sleeve and pin style stools that require field installation. With polypropylene stools, white marks may occur on the stool top at attachment points but do not alter the structural integrity of the table or stool.



The exclusive caster support has a sleek tamper-resistant cover that won't trap dust, dirt or food and won't scuff shoes.

Index

Model No.	Description	Page	Model No.	Description	Page
UCB6	Uniframe® Convertible Bench: Convertible Bench	60	WAUFHX4/PR/BL	Hexagonal Tables: Wheelchair Accessible Hexagonal Table - Perfect Edge	54
UF084/BN/BL/CX	Rectangular Table with Stool Seats: Rectangular Table with Stools - Thermoset Hard Plastic - Bullnose Edge	10	WAUF0C5/BN/BL	Octagonal Tables: Wheelchair Accessible Octagonal Table - Bullnose Edge	56
UF084/BN/BL/PY	Rectangular Table with Stool Seats: Rectangular Table with Stool Seats - Polypropylene - Bullnose Edge	8	WAUF0C5/PR/BL	Octagonal Tables: Wheelchair Accessible Octagonal Table - Perfect Edge	56
UF084/PR/BL/CX	Rectangular Table with Stool Seats: Rectangular Table with Stools - Thermoset Hard Plastic - Perfect Edge	10	WAUF0V66/BN/BL	Oval Tables: Wheelchair Accessible Oval Table - Bullnose Edge	50
UF084/PR/BL/PY	Rectangular Table with Stool Seats: Rectangular Table with Stool Seats - Polypropylene - Perfect Edge	8	WAUF0V66/PR/BL	Oval Tables: Wheelchair Accessible Oval Table - Perfect Edge	50
UF08BE/BN/BL	Rectangular Table with Benches: Rectangular Table with Benches - Bullnose Edge	4	WAUFRD4/BN/BL	Round Tables: Wheelchair Accessible Round Tables - Bullnose Edge	48
UF08BE/PR/BL	Rectangular Table with Benches: Rectangular Table with Benches - Perfect Edge	4	WAUFRD4/PR/BL	Round Tables: Wheelchair Accessible Round Tables - Perfect Edge	48
UF12SB/BN/BL	Rectangular Table with Split Benches: Rectangular Table with Split Benches - Bullnose Edge	6	WAUFRT08/BN/BL	Rectangular Tables: Wheelchair Accessible Rectangular Tables - Bullnose Edge	46
UF12SB/PR/BL	Rectangular Table with Split Benches: Rectangular Table with Split Benches - Perfect Edge	6	WAUFRT08/PR/BL	Rectangular Tables: Wheelchair Accessible Rectangular Tables - Perfect Edge	46
UFHX4/BN/BL	Hexagonal Table: Hexagonal Table - Bullnose Edge	30	WAUFSQ4/BN/BL	Square Tables: Wheelchair Accessible Square Table - Bullnose Edge	52
UFHX4/PR/BL	Hexagonal Table: Hexagonal Table - Perfect Edge	30	WAUFSQ4/PR/BL	Square Tables: Wheelchair Accessible Square Table - Perfect Edge	52
UFOC5/BN/BL	Octagonal Table: Octagonal Table - Bullnose Edge	32			
UFOC5/PR/BL	Octagonal Table: Octagonal Table - Perfect Edge	32			
UFOV66/BN/BL	Oval Table: Oval Table - Bullnose Edge	26			
UFOV66/PR/BL	Oval Table: Oval Table - Perfect Edge	26			
UFRD4/BN/BL	Round Table: Round Table - Bullnose Edge	24			
UFRD4/PR/BL	Round Table: Round Table - Perfect Edge	24			
UFRD58/BN/BL/CX	Round Table with Stool Seats: Round Table with Stool Seats - Thermoset Hard Plastic - Bullnose Edge	18			
UFRD58/BN/BL/PY	Round Table with Stool Seats: Round Table with Stool Seats - Polypropylene - Bullnose Edge	16			
UFRD58/PR/BL/CX	Round Table with Stool Seats: Round Table with Stool Seats - Thermoset Hard Plastic - Perfect Edge	18			
UFRD58/PR/BL/PY	Round Table with Stool Seats: Round Table with Stool Seats - Polypropylene - Perfect Edge	16			
UFRD5SB/BN/BL	Round Table with Split Benches: Round Table with Split Benches - Bullnose Edge	14			
UFRD5SB/PR/BL	Round Table with Split Benches: Round Table with Split Benches - Perfect Edge	14			
UFRTO8/BN/BL	Rectangular Table: Rectangular Table - Bullnose Edge	22			
UFRTO8/PR/BL	Rectangular Table: Rectangular Table - Perfect Edge	22			
UFSQ4/BN/BL	Square Table: Square Table - Bullnose Edge	28			
UFSQ4/PR/BL	Square Table: Square Table - Perfect Edge	28			
UFSU4/BN/BL	Round Stand-up Height Table: Round Stand-up Height Table - Bullnose Edge	34			
UFSU4/PR/BL	Round Stand-up Height Table: Round Stand-up Height Table - Perfect Edge	34			
WAUF126/BN/BL/CX	Rectangular Table with Stool Seats: WA Rectangular Table w/Stools - Thermoset Hard Plastic - Bullnose Edge	42			
WAUF126/BN/BL/PY	Rectangular Table with Stool Seats: WA Rectangular Table with Stool Seats - Polypropylene - Bullnose Edge	40			
WAUF126/PR/BL/CX	Rectangular Table with Stool Seats: WA Rectangular Table w/Stools - Thermoset Hard Plastic - Perfect Edge	42			
WAUF126/PR/BL/PY	Rectangular Table with Stool Seats: WA Rectangular Table with Stool Seats - Polypropylene - Perfect Edge	40			
WAUF12BE/BN/BL	Rectangular Table with Benches: Wheelchair Accessible Rectangular Table with Benches - Bullnose Edge	38			
WAUF12BE/PR/BL	Rectangular Table with Benches: Wheelchair Accessible Rectangular Table with Benches - Perfect Edge	38			
WAUFHX4/BN/BL	Hexagonal Tables: Wheelchair Accessible Hexagonal Table - Bullnose Edge	54			



The main body of the page is a large, empty white space, which is the index table of contents.

**You make the rules.
We make the rest.®**

Of course KI solutions work better for you. They're made for you. No one pays more attention to customer needs than we do. We don't design our furniture to win awards (even though it does). We don't rely on one-size-fits-all solutions (even though they would make our life easier). We find out what the market needs. And, we make it. The same applies to our service, distribution...everything we do. KI solutions work, because we're working for you.

KI
1330 Bellevue Street
P.O. Box 8100
Green Bay, Wisconsin 54302-8100
1-800-424-2432
www.ki.com

KI is a registered trademark of Krueger International, Inc. Working for You and Uniframe are registered trademarks of Krueger International, Inc.

© 2004 KI
All Rights Reserved.
Litho in USA.
Code KI-11385/KI/ML/1004